

UNL Returning and Transfer Student Housing Application Step-by-Step Guide Spring 2026



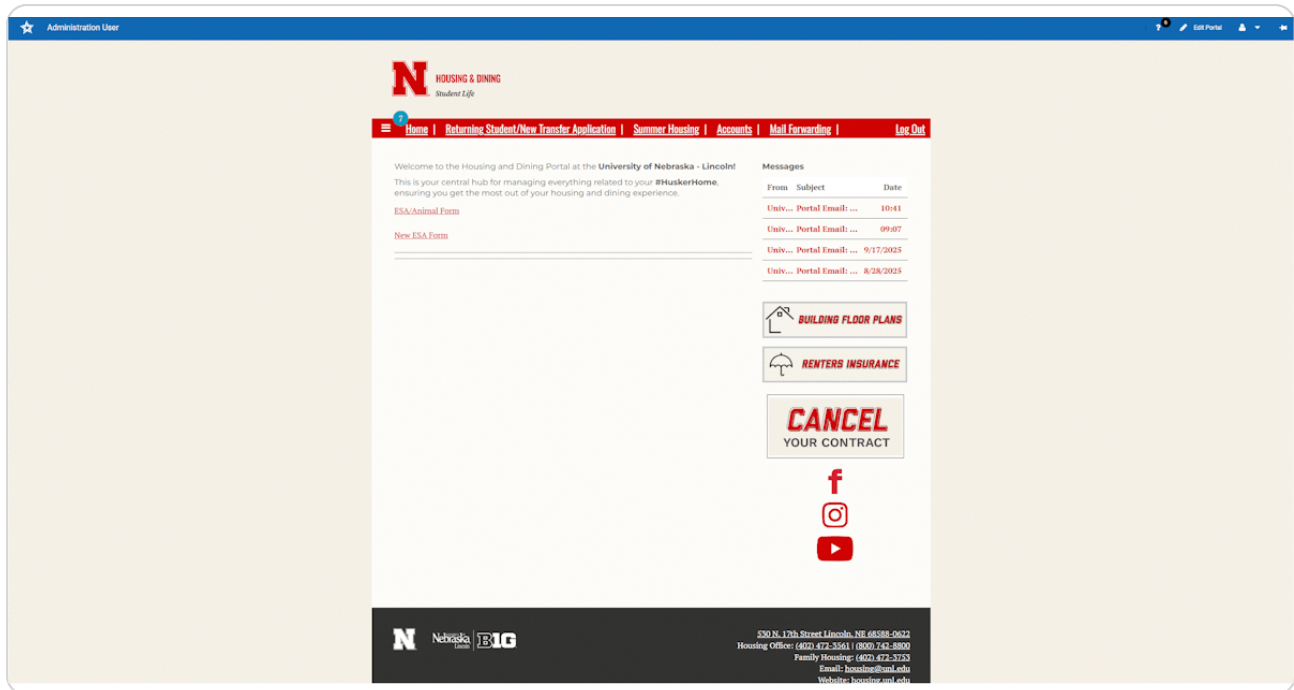
Navigate to the Housing Portal

40 Steps 

You can get to the housing portal by pasting the following link into your web browser:
go.unl.edu/housing-portal

STEP 1

Click on Returning Student/New Transfer Application at the top of the page.



STEP 2

Click on Apply for 2026 Spring Only - Room and Meals

Term Selector

Please select a term below to start or continue with your application. Contact the Housing Office if no applications are available below.

2025-2026 Academic Year

(8/17/2025 - 5/9/2026)

APPLY

2026 Spring Only - Room and Meals

(1/7/2026 - 5/9/2026)

APPLY

N

University of Nebraska
Lincoln

B

IG

530 N. 17th Street Lincoln, NE 68588-0622

Housing Office: (402) 472-3561 | (800) 742-8800

Family Housing: (402) 472-5755

Email: housing@unl.edu

Website: housing.unl.edu

Hours of Operation: Monday–Friday, 8 a.m. – 5 p.m. CST

3 of 41

STEP 3

Review the personal information that was imported from MyRed into your Housing Application.

If any of the information is incorrect, you can update it in MyRed before returning to the housing application.

Optionally, you can answer the Name Pronunciation question if you would like to provide a more phonetic spelling of your name.

[Home](#) | [Returning Student Application](#) | [Family Housing](#) | [Accounts](#) | [Mail Forwarding](#) | [Log Out](#)

My Info

- My Info
- Emergency Info
- Additional Housing Information
- My Profile
- About Me
- Join a Waitlist!
- Wait List Status

Student Information

- Please verify the accuracy of the information below.
- Most of this information has been pre-populated based on the information in your MyRed account.
- If any of the information is incorrect, please update your [MyRed](#) profile. Allow 24 hours after updating your MyRed for changes to update on this page.

Name Pronunciation

Street Address

Street Address 2

City

State/Province

Country
(Please Select Country)



STEP 4

Provide Parent/Family Contact Information (Optional)

Email

nmckane2@unl.edu

Parent/Family Contact Information (Optional)

University Housing may utilize the provided email address and/or phone number to inform members of important Housing & Dining information. (Examples: departmental announcements, housing application opening, services available, winter break details, hall closings, etc.)

Parent/Family Name

Parent/Family Email

Parent/Family Cell Phone Number

STEP 5

Click on Save & Continue

After confirming that all of the information on this page is correct, click Save & Continue to move to the next page.

Parent/Family Cell Phone Number

SAVE & CONTINUE

N

University of
Nebraska
Lincoln

BIG

Housing


Hours of Operation





STEP 6


Indicate whether you would like to be contacted by Dining Services to review your dietary needs.


You can also review the available information about housing and dining accommodations for students with disabilities here.


 My Info


 Emergency Info

 Additional Housing Information

 My Profile

 About Me

 Join a Waitlist!

 Wait List Status

Emergency Info

Special Considerations

Housing & Dining partners with [Services for Students with Disabilities \(SSD\)](#) to create accessible and inclusive educational and campus experiences for students with disabilities. If you are interested in learning more about possible accommodations in Housing, review the information on this [webpage](#).

Please indicate below if you have any food allergies and/or a medical nutrition or other dietary health related condition of which University Housing should be aware. You may also contact our Dining Services at dining@unl.edu or at (402) 472-3561.

Students indicating "Yes" will be contacted by Dining Services to review dietary needs

Yes

Emergency Health Information

University Housing gathers emergency information in order to assist students in the transition to life on campus, and to help provide important information in case of emergency. University Housing does not take responsibility for providing medical care or oversight of medical conditions. Students need to take responsibility for managing their own care and for seeking assistance when needed.

Please describe any health concerns you would like us to be aware of



STEP 7

Add Emergency Health Information (Optional)

If there is any information that you would like us to be aware of in case of an emergency, you can indicate it on this page.

Wait List Status

Students indicating "Yes" will be contacted by Dining Services to review dietary needs.

Yes

Emergency Health Information

University Housing gathers emergency information in order to assist students in the transition to life on campus, and to help provide important information in case of emergency. University Housing does not take responsibility for providing medical care or oversight of medical conditions. Students need to take responsibility for managing their own care and for seeking assistance when needed.

Please describe any health concerns you would like us to be aware of

Also, please describe the type of assistance you may need during a health emergency

Emergency Contact Information

In the event of an emergency, University Housing staff may reach out to your emergency contact. Please provide contact information for your preferred emergency contact below.



STEP 8

Add emergency contact information.

You must provide contact information for the person you would like us to contact in case of an emergency.
If you are under 18 years old, your emergency contact must be your parent or legal guardian.

Emergency Contact Information

In the event of an emergency, University Housing staff may reach out to your emergency contact. Please provide contact information for your preferred emergency contact below.

Contact Name

Ronnie Raindrop

Relationship

Friend

Cell Phone Number

0000000000

Secondary Phone Number (Optional)

Email (Optional)



STEP 9

Provide Missing Persons Contact Information

You must provide contact information for the person you would like us to contact in the event that you go missing. This could be the same person or a different person from your emergency contact.

If you are under 18 years old, your missing persons contact must be your parent or legal guardian.

Missing Persons Contact Details

The University is required to notify your designated missing persons contact within 24 hours if you are determined to be missing by law enforcement. Please provide contact information for an individual you would like to be notified in this situation. Please note, this contact may or may not be the same as your emergency contact listed above.

If you are under the age of 18, such emergency contact must be made to a parent or legal guardian, in addition to the designated missing persons contact you indicate below.

The information contained in this document will be kept confidential and is being compiled to comply with the Higher Education Opportunity Act (HEOA) and related amendments. Details regarding the University Missing Persons Policy are contained in the Annual Security Report published by University Police and [are available online](#). A hard copy of the report is available for public inspection in the University Police Department, 300 North 17th Street, Lincoln, Nebraska.

Contact Name

Relationship



STEP 10

Click on Save & Continue

After providing your emergency health information, emergency contact, and missing persons contact, click Save & Continue to move to the next page.

Zip/Postal Code (Optional)

SAVE & CONTINUE

N University of Nebraska Lincoln **BIG** Hours of Operation



STEP 11

Review Dynamic Housing information.

If you opt in to Dynamic Housing, you will be assigned with other roommates in Dynamic Housing, regardless of sex.

If you do not opt into Dynamic Housing, you will be assigned with other roommates of your same sex.

The screenshot shows a web interface for 'Additional Housing Information'. At the top is a red navigation bar with links: Home, Returning Student/New Transfer Application, Summer Housing, Accounts, Mail Forwarding, and Log Out. On the left is a sidebar menu with options: My Info (checked), Emergency Info (checked), Additional Housing Information (selected with a red circle), My Profile, About Me, Join a Waitlist!, and Wait List Status. The main content area is titled 'Additional Housing Information' and includes a section for 'Housing Gender Assignments'. It states that room and roommate assignments will be matched on the basis of sex, with pre-populated information from the MyRed account. The 'Sex' is listed as 'Female'. Below this, it explains that Dynamic Housing is also offered, where students signing up for dynamic rooms search for and/or are assigned a roommate and room regardless of sex. A question 'I wish to live in Dynamic Housing.' is followed by two radio buttons: 'No' (selected) and 'Yes'. At the bottom, it provides contact information for more details: housing@unl.edu or 402-472-3561.

7

Home | Returning Student/New Transfer Application | Summer Housing | Accounts | Mail Forwarding | Log Out

My Info
Emergency Info
Additional Housing Information
My Profile
About Me
Join a Waitlist!
Wait List Status

Additional Housing Information

Housing Gender Assignments

Room and roommate assignments will be matched on the basis of sex. The sex appearing below has been pre-populated based on the information in your MyRed account.

Sex
Female

For students who are interested, we also offer Dynamic Housing. Students signing up for dynamic rooms search for and/or are assigned a roommate and room regardless of sex.

I wish to live in Dynamic Housing.

☒ No
☐ Yes

If you would like more information on dynamic housing, please contact us at housing@unl.edu or 402-472-3561.



STEP 12

Read the Criminal Background Certification Statement, and Check the Box to Agree.

If you would like more information on gender-inclusive housing, please contact us at housing@unl.edu or 402-472-3561.

Criminal Background


Certification Statement

University Housing reserves the right to deny or cancel a housing application or contract if University Housing, in its reasonable discretion, determines that a student's past/current behavior or a student's criminal convictions indicate a possible risk to the safety, health, or life of any person, or a possible risk to the safety and security of any property, or presents a serious disruption to the University Housing community or living-learning environment.


By checking below I understand the above:

☐

SAVE & CONTINUE



University of
Nebraska
Lincoln



530 N. 17th Street Lincoln, NE 68588-0622
Housing Office: (402) 472-3561 | (800) 742-8800
Family Housing: (402) 472-3753
Email: housing@unl.edu



STEP 13

Click on Save & Continue


After agreeing to the Criminal Background Certification Statement, click Save & Continue to move to the next page.

criminal convictions indicate a possible risk to the safety, health, or welfare of the community, or to the safety and security of any property, or presents a serious danger to the community or living-learning environment.


By checking below I understand the above:

☒

SAVE & CONTINUE



University of
Nebraska
Lincoln



Housing
Hours of Operation



STEP 14

Fill Out Your Roommate Profile.

This gives you an opportunity to share a little bit about yourself to help you be matched with the best possible roommate.

Please Note: The roommate finder will not be open for the Spring 2026 semester. University Housing will attempt to make the best possible roommate matches with the space that is available.

☒ My Info

☒ Emergency Info

☒ Additional Housing Information

☒ GIH Community Agreement

☒ My Profile

☐ About Me

☐ Join a Waitlist!

☐ Wait List Status

My Profile

Tell potential roommates about yourself.

How would you describe yourself? What's your major? Where are you from? What do you like to do in your spare time? Share anything that a potential roommate might find helpful. 500 character limit.

About Me

Phone Number

May we release your cell phone number to your roommate?

No

Screen Name

For privacy, your full first and last name are not displayed on room selection pages. The below screen name is what will be displayed to potential roommates instead. Please make note of this screen name if you wish to share it with others.



STEP 15

Indicate whether you would like us to share your cell phone number on file with your roommate.

Sharing your phone number can help you connect with your new roommate once you are assigned to live together, but it is not required.

☒ Additional Housing Information

☒ GIH Community Agreement

☐ My Profile

☐ About Me

☐ Join a Waitlist!

☐ Wait List Status

How would you describe yourself? What's your major? Where are you from? What do you like to do in your spare time? Share anything that a potential roommate might find helpful. 500 character limit.

About Me

Phone Number

May we release your cell phone number to your roommate?

Yes

Screen Name

For privacy, your full first and last name are not displayed on room selection pages. The below screen name is what will be displayed to potential roommates instead. Please make note of this screen name if you wish to share it with others.

Screen Name

The University of Nebraska does not discriminate based upon any protected status. Please see go.unl.edu/nondiscrimination.



STEP 16

Click Save & Continue

After completing your roommate profile, click Save & Continue to move to the next page.

Screen Name

The University of Nebraska does not discriminate based upon an
go.unl.edu/nondiscrimination.

SAVE & CONTINUE

N

University of
Nebraska
Lincoln

BIG

Housing

Hours of Opera



STEP 17

Fill Out the Roommate Matching Questionnaire

These questions about your lifestyle and preferences for your room and roommates will help us to match you with the roommates that will be a good fit for you.

You must answer all of the questions.

Info

Emergency Info

Additional Housing

Information

Community

Agreement

Profile

About Me

On a Waitlist!

Waitlist Status

About Me

Answer the questions below to help you match with a roommate. It's important to answer these profile questions honestly and accurately. The answers to these questions will match you to compatible roommates.

Housing Questionnaire

You view your room/suite primarily as:

A space to hang out with small

You view your roommate as someone with whom you:

May occasionally hang out with

How do you generally keep your room?

Mostly clean

The ideal temperature in your room is:


Medium (70-73F)



STEP 18

Click on Save & Continue

After completing all of the roommate matching questionnaire, click Save & Continue to move to the next page.



The screenshot shows a web form for a roommate matching questionnaire. It features two dropdown menus, both with "Yes" selected. The first dropdown is partially obscured by the text "I am comfortable living with someone who drinks alcohol. (Note:". The second dropdown is below it. A red button labeled "SAVE & CONTINUE" is centered below the questions. At the bottom of the form is a dark grey footer bar containing the Nebraska-Lincoln logo (a large "N" and the text "Nebraska Lincoln"), the "BIG" logo, and the text "Housing" and "Hours of Oper".

Yes

I am comfortable living with someone who drinks alcohol. (Note:

Yes

SAVE & CONTINUE

N Nebraska Lincoln BIG Housing Hours of Oper



STEP 19

Join the Spring Waitlist

At this point in the application, you will add yourself to the Spring 2026 Housing Waitlist. Please ignore the room type and room location filters. Any selections you make using those filters will not be visible to University Housing Staff.

☒ My Info

☒ Emergency Info

☒ Additional Housing Information

☒ GIH Community Agreement

☒ My Profile

☒ About Me

☐ Join a Waitlist!

☒ Wait List Status

Join a Waitlist!

We welcome you to join the UNL Spring Waitlist! This will be your holding place until housing assignments are provided. Please share any roommate and location preferences in the "Wait List Comments" section. Note that housing assignments are determined by location availability and preference requests may not be able to be accommodated.

1. Select your Waitlist directly below (there is only one to choose from for spring so no need use the filters).

2. Select the "Save & Continue" button on the bottom of the page to secure your place on the Wait List.

Room Types

☐ Apt Style - 2 bdrm Single

☐ Apt Style - 4 bdrm Single

☐ Suite Style-2 bdrm Double

☐ Suite Style-4 bdrm Single

☐ TRAD - Single

Room Locations

☐ Eastside Suites

Select the Spring Waitlist below to complete the first portion of your application. **If you do not join the Waitlist, you will not be considered for a spring housing assignment.**

Upperclassman students are eligible to reside in apartment and suite style communities. Review all on-campus housing options for both City and East campuses [here](#).



STEP 20

Click on Select Wait List

There is only one waitlist for Spring housing. It is called "2026 Spring Waitlist". Click "Select Wait List" and then scroll to the bottom of the page.

☒ My Profile

☒ About Me

☐ Join a Waitlist!

☒ Wait List Status

the filters).

2. Select the "Save & Continue" button on the bottom of the page to secure your place on the Wait List.

Room Types

☐ Apt Style - 2 bdrm Single

☐ Apt Style - 4 bdrm Single

☐ Suite Style-2 bdrm Double

☐ Suite Style-4 bdrm Single

☐ TRAD - Single

Room Locations

☐ Eastside Suites

☐ Massengale Residential Center

☐ The Courtyards

☐ The Village

☐ University Suites

Select the Spring Waitlist below to complete the first portion of your application. **If you do not join the Waitlist, you will not be considered for a spring housing assignment.**

Upperclassman students are eligible to reside in apartment and suite style communities. Review all on-campus housing options for both City and East campuses [here](#).

Spring
2026
Waitlist

Applicants on Wait



STEP 21

Add Comments Regarding Your Preference for Housing Placement

If you would like a particular building, room type, or roommates, please indicate that in the Wait List Comments. If you have no preference regarding your placement, you do not have to add a comment.

Please note that availability in on-campus housing for Spring is limited. University Housing will attempt to meet students' preferences for buildings, room types, and roommates, but there may not be availability to meet every student's request.

Our first priority is providing you with a safe and comfortable place to live, and we are confident that we can provide you with an excellent residential experience in any of our halls, even if it does not match your preferences provided here.

Most units currently have one or more occupants; University Housing's ability to place students with requested roommates in the Spring semester is limited.

Spring Waitlist

TermID: Spring Only - Room and Meals

Wait List Comments:

2 Bedroom Apartment in Courtyards

SAVE & CONTINUE

N University of Nebraska Lincoln **BIG**

530 N. 17th Street Lincoln, NE 68588-0622
Housing Office: (402) 472-3561 | (800) 742-8800
Family Housing: (402) 472-3753
Email: housing@unl.edu
Website: housing.unl.edu



STEP 22

Click on Save & Continue

After clicking "Select Wait List" and adding any comments regarding your housing preferences, click Save & Continue to move to the next page.

Wait List Comments:

2 Bedroom Apartment in Courtyards

SAVE & CONTINUE

N

University of
Nebraska
Lincoln

BIG

Housing

Hours of Oper



STEP 23

You Have Joined the Waitlist!

On this page, you should see a green notification bar that says, "You have been successfully added to waitlist: 2026 Spring Waitlist".

You will also receive a confirmation email to your Huskers email address that you have been added to the waitlist.

The screenshot shows a web application interface with a red navigation bar at the top containing links: Home, Returning Student/New Transfer Application, Summer Housing, Accounts, Mail Forwarding, and Log Out. On the left is a sidebar menu with items: My Info, Emergency Info, Additional Housing Information, My Profile, About Me, Join a Waitlist!, and Wait List Status (which is highlighted with a red circle). The main content area is titled 'Wait List Status' and contains a thank-you message from University Housing, stating that users will receive an update in mid-December and be assigned on-campus housing on a rolling basis. It also mentions that housing placements will depend on room availability and that a confirmation email will be sent. Below this text, a 'Wait List Status:' section contains a table with two columns: 'Description' and 'Actions'. The table has one row: 'Spring 2026 Waitlist' with a 'DELETE' button next to it. At the bottom of the page is a red 'SAVE & CONTINUE' button.

Description	Actions
Spring 2026 Waitlist	DELETE



STEP 24

Wait to Be Notified of Your Housing Assignment

You will receive an email from housing@unl.edu when you have received a tentative housing assignment for Spring 2026.

Your housing assignment will not be finalized until you complete the housing application by following the steps in that email, which are also explained below.




October 04, 2024

Hello,

You've been tentatively assigned to a room for the Spring semester! Please read below for next steps. Note that failure to take action in the next 3 days will result in your housing assignment being released.

NEXT STEPS NEED TO BE COMPLETED WITHIN THREE (3) DAYS:

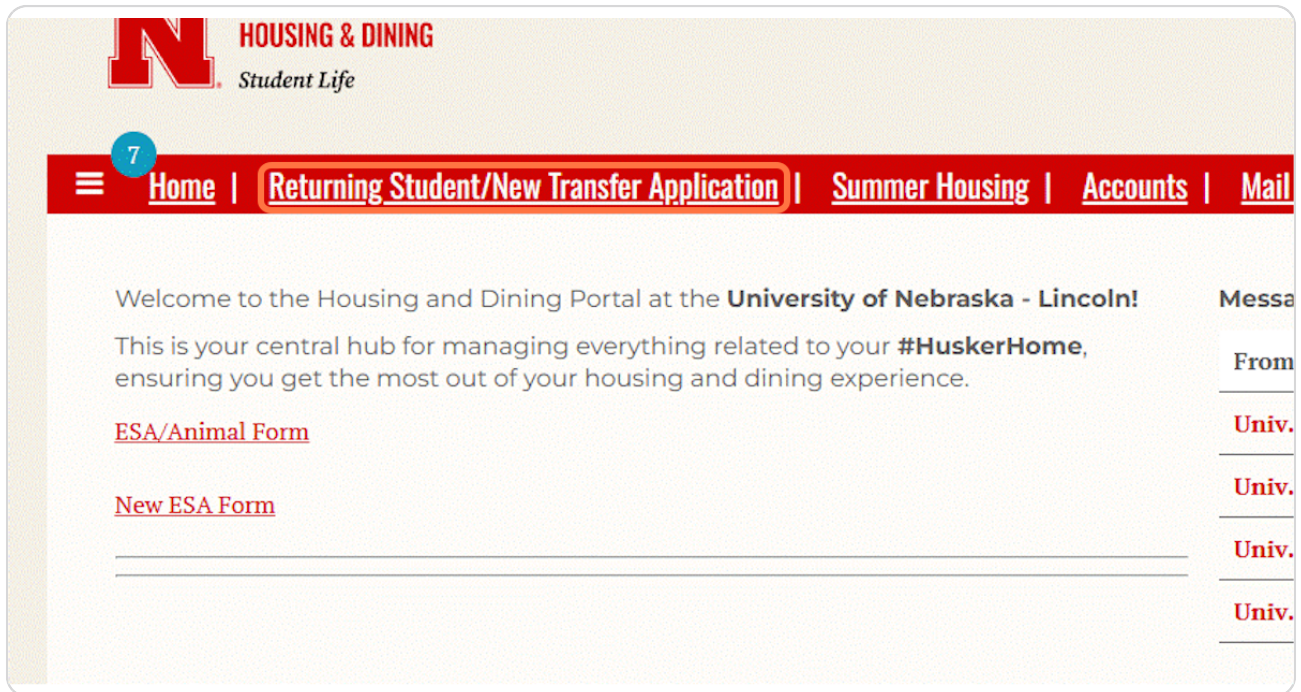
1. Review the [University Housing policy booklet](#) and [cancellation policy](#).
2. Access the housing portal [here](#) or copy and paste: <https://go.unl.edu/housing-portal> into your web browser.
3. Click "Returning Student Application" in the red navigation bar and go into your Spring Only application.
4. Review your roommate information.
5. Submit the \$100 application fee.
6. Complete the signature page by signing both pages of the DocuSign.
 - You will receive an email once the DocuSign has been completed.
7. Complete the meal plan page.
 - 
8. Complete the GradGuard pages.
9. Your application is now complete and your room has been reserved!



STEP 25

Click on Returning Student Application

Once you have received your housing assignment, return to the housing portal and go back to the Returning Student/New Transfer Application.



N HOUSING & DINING
Student Life

7
Home | **Returning Student/New Transfer Application** | Summer Housing | Accounts | Mail

Welcome to the Housing and Dining Portal at the **University of Nebraska - Lincoln!**

This is your central hub for managing everything related to your **#HuskerHome**, ensuring you get the most out of your housing and dining experience.

[ESA/Animal Form](#)

[New ESA Form](#)

Messa

From

Univ.

Univ.

Univ.

Univ.



STEP 26

Click on Continue for 2026 Spring Only - Room and Meals

Academic Year

(8/18/2024 - 5/17/2025)

APPLY

Spring Only - Room and Meals

(1/15/2025 - 5/17/2025)

You started your application for 2025 Spring Only - Room and Meals on 10/3/2024 , have a room reservation for EAST-0011-A1 , and have not signed the contract .

You have not paid the application fee.

The status of your application is Housing Contract Incomplete.

CONTINUE

N

Nebraska

Lincoln

BIG

530 N. 17th Street Lincoln, NE 68588-0622

Housing Office: (402) 472-3561 | (800) 742-8800

Family Housing: (402) 472-3753

Email: housing@unl.edu

Website: housing.unl.edu

Hours of Operation: Monday-Friday, 8 a.m. - 5 p.m. CST

26 of 41

Review your Tentative Room Assignment

✓ My Info

✓ Emergency Info

✓ Additional Housing Information

✓ GIH Community Agreement

✓ My Profile

✓ About Me

Tentative Room Assignment Review

Fee Deferment

Guarantor Information

Signature Page

Meal Plan Selection

GradGuard College

Renderer's Insurance

Tentative Room Assignment Review

Please review your tentative room selection/assignment. Note that this page is a review of your chosen or assigned room, and does not indicate a confirmed housing assignment. Proceed through and finish the housing application to secure your housing assignment. **Failure to complete the remaining portion of the application within 3 days will result in a release of your tentatively held housing assignment below.**

Booking Summary

Room: EAST-0011-A1

Room Type: Suite Style-2 bdrm Double

Location: Eastside Suites

Floor: EAST-0011

Bed	Last Name	Preferred Name	Gender	Age	Profile	Contact
EAST-0011-A1					View Profile	Send Message
EAST-0011-A2					View Profile	Send Message





STEP 28


Pay the Housing Application Fee or Complete the Fee Deferment Agreement


If you have deferred your enrollment fee when you were admitted to the university, your Housing Application Fee will also be deferred. The \$100 charge will be added to your spring bill in January.


All other students will skip this page and move to the step below.


 My Info


 Emergency Info


 Additional Housing Information


 GIH Community Agreement


 My Profile

 About Me

 Tentative Room Assignment Review

 Fee Deferment

 Guarantor Information

 Signature Page

Fee Deferment

University Housing has deferred your nonrefundable \$100 housing application fee.

The \$100 application fee will be charged to your centralized student bill in the first semester of your contracted dates for later payment whether or not you attend the university or reside in our residence halls.

Please note, this application fee is a separate charge from the Admission's enrollment deposit for incoming first year undergraduate students.

I agree to the above terms in order for my application fee to be deferred

☐ ⓘ

Entering your NUID below indicates that you understand the information above.

Please note that the signature field is space sensitive, so make sure there are no extra spaces before or after the NUID.

Signature:

signature



STEP 29

Pay the Housing Application Fee

If your application fee is not deferred, you will reach the "Shopping Cart Checkout" page where you will see the \$100.00 application fee.

Click Pay Now to navigate to the CashNet website and pay the fee.

✓ Application Preview

✓ My Info

✓ Emergency Info

✓ Additional Housing Information

✓ Room Preferences

✓ My Profile

✓ About Me

✓ Application Fee

○ Shopping Cart Checkout

● UNL-PortalX-Transact-Prod

● Shopping Cart Receipt

Shopping Cart Checkout

Item Description	Total Amount (\$)
Application Fee	\$100.00
Total: \$100.00	

PAY NOW



STEP 30

Pay the Housing Application Fee

On the CashNet website, you will enter your credit or debit card information to pay the \$100.00 housing application fee.

After paying the fee, you will automatically return to the housing portal to complete your housing application.

How would you like to pay?

Payment amount

\$100

* Payment method

New credit or debit card

AMERICAN EXPRESS

DISCOVER

JCB

UnionPay

MasterCard

VISA

* Card number

* Expiration date

MM / YY

* Security code ⓘ

* Zip/Postal code

International cardholders may input "N/A"

☐ This site is owned and operated by Transact Campus, Inc. I acknowledge that I have read and accept the [terms and conditions](#) of the Transact Campus, Inc. user agreement.



STEP 31

Provide Guarantor Information (Only for Students Under 18 Years Old)

Students under 18 years old must provide information for a parent or guardian who will sign the housing contract along with the student.

If you are 18 years or older, you will automatically move to the next page.

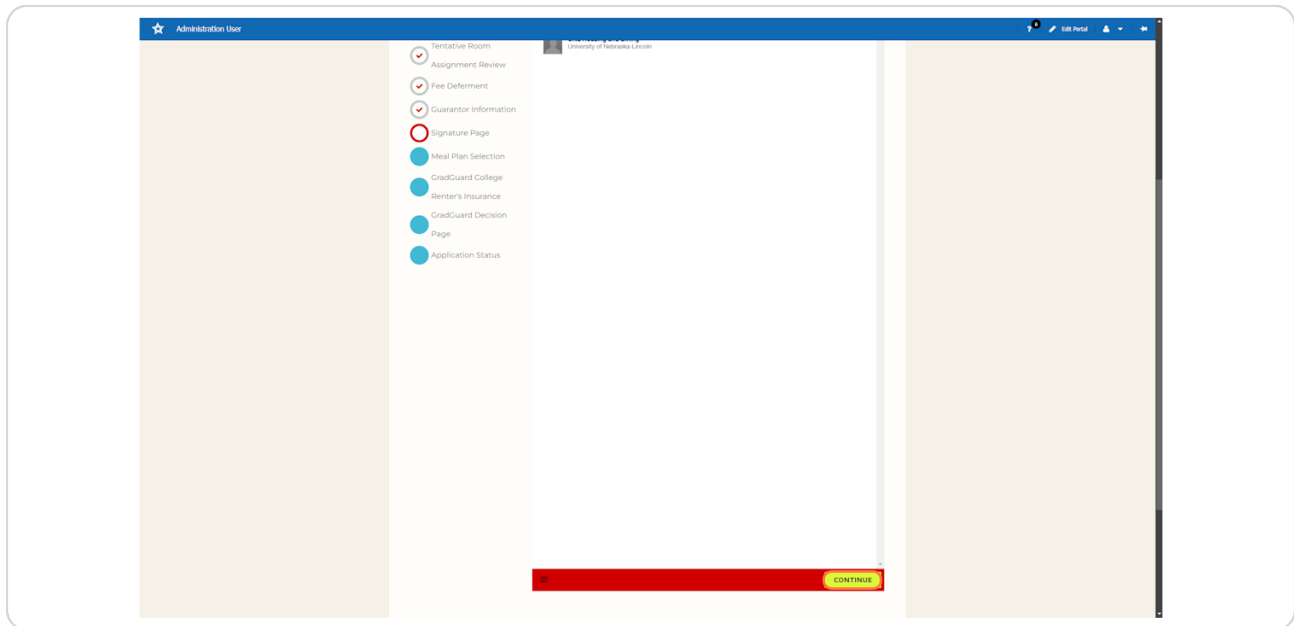
Info	<h2>Guarantor Information</h2>
Emergency Info	Students under the age of 18 require a parent/guardian signature to have a valid Housing Contract. Please provide the name and email address of the parent/guardian who will be serving as an additional signature on your Housing Contract.
Additional Housing Information	Upon completion of the following Signature Page by the student, a DocuSign email will be sent to the parent/guardian.
4 Community Agreement	If your parent/guardian has not received the DocuSign email within 10 minutes, please double check that the email address you put on the form is correct. If you are still having issues, please email housing@unl.edu so we can reset the form and troubleshoot any issues. Once your parent/guardian submits their signature, go back into the housing application, save the page, and complete the rest of the application.
Profile	Contact Name
Logout Me	<input type="text" value="Susie Sunshine"/>
Private Room	Email
Assignment Review	<input type="text"/>
Deferment	
Guarantor Information	
Signature Page	



STEP 32

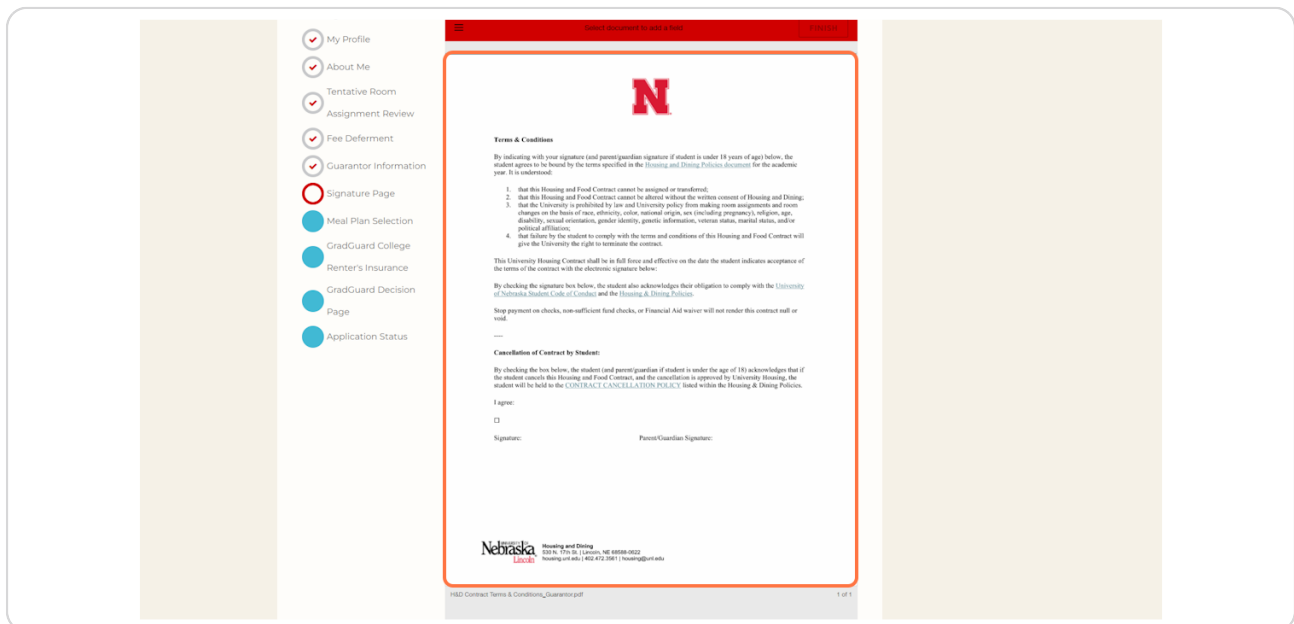
Sign the Housing & Dining Contract

When you first navigate to the contract page, it may appear blank. If so, click the yellow Continue button at the bottom of the page.



STEP 33

Review the Housing Contract.





STEP 34


Click on the Checkbox to Agree to the Cancellation Policy


student will be held to the [CONTRACT CANCELLATION POLICY](#) listed within the Housing & Dining Fo


I agree:


Signature


Initial


Date Signed


Name


First Name


Last Name


Email

Address


Company

Title

Text

Checkbox

Parent/Guardian Signature:

 **Housing and Dining**
530 N. 17th St. | Lincoln, NE 68588-0622
housing.unl.edu | 402.472.3561 | housing@unl.edu

H&D Contract Terms & Conditions_Guarantor.pdf

STEP 35

Add Your Signature

Cancellation of Contract by Student:


By checking the box below, the student (and parent/guardian if student is under the age of 18) the student cancels this Housing and Food Contract, and the cancellation is approved by Uni student will be held to the [CONTRACT CANCELLATION POLICY](#) listed within the Hous


I agree:


☒


Signature:


Parent/Guardian Signature:


Signature


Initial


Date Signed


Name


First Name


Last Name


Email


Address

Company

Title

Text

Checkbox

 **Housing and Dining**
530 N. 17th St. | Lincoln, NE 68588-0622
housing.unl.edu | 402.472.3561 | housing@unl.edu



STEP 36

Click on FINISH

☒

Signature: 

Parent/Guardian Signature:



Housing and Dining
530 N. 17th St. | Lincoln, NE 68588-0622
housing.unl.edu | 402.472.3561 | housing@unl.edu

H&D Contract Terms & Conditions_Guarantor.pdf1 of

FINISH



STEP 37

Click on Save & Continue

After you have signed the contract, the DocuSign window will go away, and you can click Save & Continue to move to the next page.

If you are under 18 years old, the parent or guardian you listed on the Guarantor Information page must sign the contract before you may continue. They will receive an email at the email address you provided with a link to sign the contract.

If you have any issues with the DocuSign, please reach out to Housing by emailing housing@unl.edu or calling 402-472-3561.

The screenshot shows a progress bar on the left with 15 items. The first 11 items are marked with a red checkmark in a circle, indicating they are completed. The 12th item, 'Signature Page', is marked with a red circle, indicating it is the current step. The remaining items are marked with a blue circle, indicating they are yet to be completed. To the right of the progress bar, there is a red banner with white text stating: 'In order to finalize your room reservation, you must sign the Terms and Agreement below via DocuSign, and then select "Save and Continue" at the bottom of this page. If you do not progress past this page, your room reservation will not be saved.' Below this banner is a yellow banner with the title 'Signature Page Document' and a message: 'Thank you for signing. We are awaiting your Guardian/Parent to sign. You can continue the process once both parties have accepted.' At the bottom of the yellow banner is a red button with white text that says 'SAVE & CONTINUE'.

- ☒ Information
- ☒ GIH Community
- ☒ Agreement
- ☒ My Profile
- ☒ About Me
- ☒ Tentative Room
- ☒ Assignment Review
- ☒ Fee Deferment
- ☒ Guarantor Information
- ☐ Signature Page
- ☐ Meal Plan Selection
- ☐ GradGuard College
- ☐ Renter's Insurance
- ☐ GradGuard Decision
- ☐ Page
- ☐ Application Status

In order to finalize your room reservation, you must sign the Terms and Agreement below via DocuSign, and then select "Save and Continue" at the bottom of this page. If you do not progress past this page, your room reservation will not be saved.

Signature Page Document

Thank you for signing. We are awaiting your Guardian/Parent to sign. You can continue the process once both parties have accepted.

SAVE & CONTINUE



STEP 38

Review Meal Plan Options and Select a Meal Plan

Students in Suite-Style and Traditional housing are required to have a meal plan.

If you have been placed in Apartment-Style housing, then you will also have the option to select "No Meal Plan".

Review the meal plan website, decide which meal plan you would like, and then select it from the drop down.

University Choice

Renter's Insurance

GradGuard Decision Page

Application Status

Meal Plan	Number of Swipes	Dining Dollars Included
Premium	18/week	\$300/semester
Big Red	14/week	\$200/semester
Platinum	12/week	\$400/semester
Diamond	10/week	\$600/semester
Sapphire	8/week	\$800/semester
Gold	125/semester	\$500/semester
Silver	75/semester	\$500/semester
Bronze	50/semester	\$250/semester

For more information on our meal plans, visit our [meal plans website](#).

If you change your mind, there will be an opportunity to update your meal plan selection at a later date.

Spring Only ☐:



STEP 39

Click on Save & Continue

After selecting your meal plan, click Save & Continue to move to the next page.

If you change your mind, there will be an opportunity to update your meal plan.

Spring Only

Big Red Meal Plan

SAVE & CONTINUE

N

University of
Nebraska
Lincoln

BIG

Housing

Hours of Operation



STEP 40

Review Renters Insurance Information


University Housing & Dining encourages all students living on campus to have renters insurance. This page on the application provides information about GradGuard, one option for renters insurance.

After reviewing the information on this page, click Next Step to navigate to the GradGuard website.


GradGuard Decision

Page

Application Status




**GradGuard**
college life protected™

What if you had to replace it all tomorrow?



Did you know that University of Nebraska-Lincoln (UNL) does not cover the cost of your personal belongings being stolen or damaged? Due to this, you are expected to obtain renter's insurance before you move-in.

UNL has partnered with GradGuard, which offers a unique renter's insurance program that has protected over 500,000 students nationwide. Here are a few scenarios in which renter's insurance can help:

-  You leave your laptop in the library unattended as you grab lunch, to later find that it was stolen.
-  You lock your bike up, head to class and when you return, your bike is gone.
-  You return to the residence halls after the gym, to find that someone accidentally caused a fire on your floor and the smoke ruined all of your clothes, books and bedding.

GradGuard – College Life Protected



STEP 41

Select Whether to Purchase or Decline Renters Insurance

GradGuard will provide you with a quote for renters insurance, and you will have the option to purchase or decline it.

After you have followed all of the steps on the GradGuard website, you will navigate back to your housing application in the housing portal.

[Learn how GradGuard helps protect students](#)

Here's what your school recommends:

COLE'S RENTERS QUOTE

\$12.15

PER MONTH*

[Annual](#) [Monthly](#)

*Includes a \$1.00 installment fee per payment

YOUR COVERAGE DETAILS

STARTING
01/15/2025

Property ⓘ \$5K

Liability ⓘ \$100K

Deductible ⓘ \$100

[Edit your coverage](#)

[Purchase coverage](#)

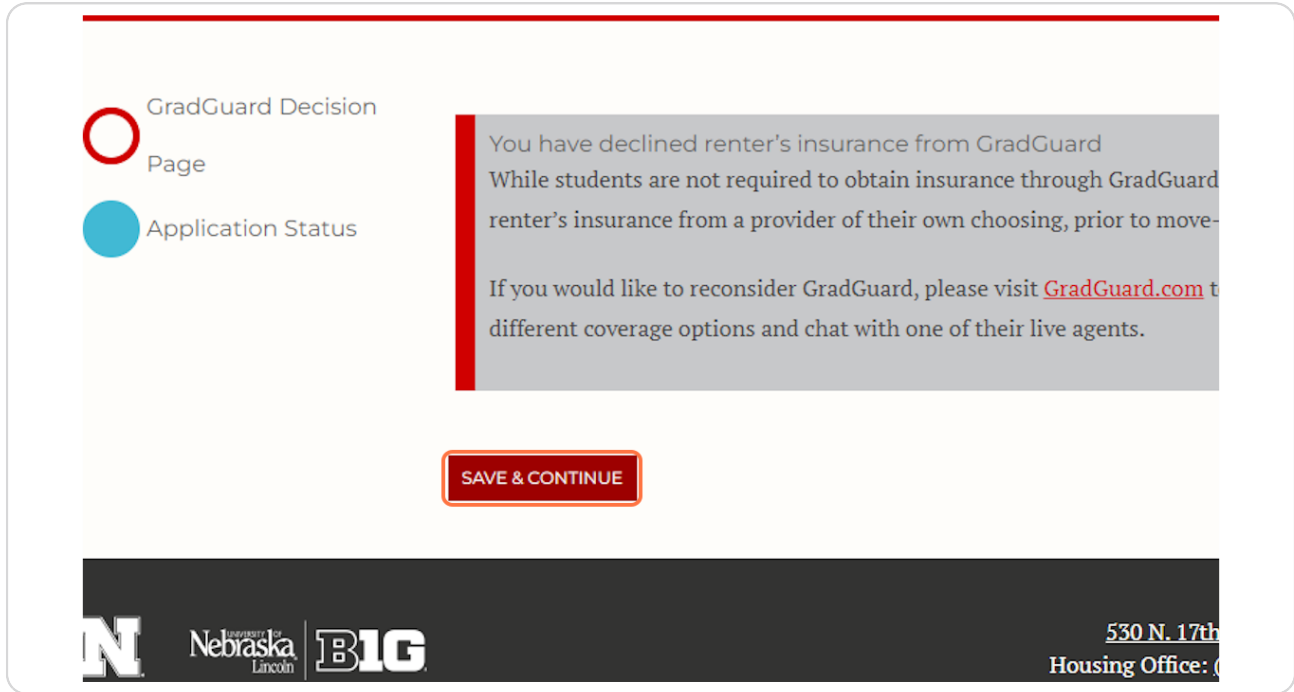
[Decline coverage](#)



STEP 42

Confirm your Renters Insurance Decision

When you return to the housing application, you will see a message confirming your decision on GradGuard. After confirming the message is correct, click Save & Continue to finish the application.



The screenshot shows a web interface for confirming a renters insurance decision. On the left, there is a vertical navigation menu with two items: 'GradGuard Decision' next to a red circle and 'Page' next to a blue circle. Below these is 'Application Status' next to a blue circle. The main content area has a grey background with a red vertical bar on the left. The text in the main area reads: 'You have declined renter's insurance from GradGuard. While students are not required to obtain insurance through GradGuard, renter's insurance from a provider of their own choosing, prior to move-in is required. If you would like to reconsider GradGuard, please visit [GradGuard.com](https://gradguard.com) to explore different coverage options and chat with one of their live agents.' Below this text is a red button with the text 'SAVE & CONTINUE'. At the bottom of the page, there is a dark grey footer with the Nebraska Big Red logo on the left, the text 'Nebraska Lincoln' in the center, and the address '530 N. 17th St., Lincoln, NE 68503' on the right, with 'Housing Office: (402) 475-1234' below it.

GradGuard Decision

Page

Application Status

You have declined renter's insurance from GradGuard. While students are not required to obtain insurance through GradGuard, renter's insurance from a provider of their own choosing, prior to move-in is required. If you would like to reconsider GradGuard, please visit [GradGuard.com](https://gradguard.com) to explore different coverage options and chat with one of their live agents.

SAVE & CONTINUE

N | **Nebraska**
Lincoln | **BIG**

530 N. 17th St., Lincoln, NE 68503
Housing Office: (402) 475-1234




STEP 43


Your application is complete!

When you have reached the application status page with the "Your application is complete!" message, you have finished the housing application process, and your booking for Spring 2026 is confirmed.

You can return to this page any time by going back into the application. On this page you will be able to view your current room and roommates.

 Application Status

Application Status



Your application is
COMPLETE!

Booking Summary
Room: EAST-0011-A1
Room Type: Suite Style-2 bdrm Double
Location: Eastside Suites
Floor: EAST-0011

Renter's Insurance: Residents are expected to obtain renter's insurance. UNL has partnered with GradGuard, which offers a unique renter's insurance program that has protected over 500,000 students nationwide. To learn more about GradGuard, please visit [GradGuard.com](https://gradguard.com) to learn more, explore different coverage options and chat with one of their live agents.

[RETURN HOME](#)

