

# UNL New Student Housing Application

## Step-by-Step Guide

### Spring 2026

---



# Navigate to the Housing Portal

You can get to the housing portal by pasting the following link into your web browser:  
[go.unl.edu/housing-portal](https://go.unl.edu/housing-portal)

## STEP 1

**Click on New Student Application at the top of the page**

The screenshot shows the Housing Portal homepage. At the top, there is a red navigation bar with a hamburger menu icon, a blue circle with the number 17, and links for Home, New Student Application (highlighted with a yellow border), Family Housing, Accounts, Mail Forwarding, and Log Out. Below the navigation bar, the main content area has a light beige background. On the left, there are links for 'Testing DocuSign - returning', 'Testing DocuSign - FY', a welcome message, and links for 'ESA/Animal Form' and 'New ESA Form'. On the right, there is a 'Messages' section with a table of messages. At the bottom left, there is a box with a document icon and the text 'Available & Upcoming APPLICATIONS'. At the bottom right, there are social media icons for Facebook, Instagram, and YouTube. A red banner at the bottom left says '2024-25 Housing Application open now'.

Student Affairs | University Housing

# HOUSING PORTAL

17

Home | **New Student Application** | Family Housing | Accounts | Mail Forwarding | Log Out

[Testing DocuSign - returning](#)

[Testing DocuSign - FY](#)

Welcome to the Housing and Dining Portal at the **University of Nebraska - Lincoln!**

This is your central hub for managing everything related to your **#HuskerHome**, ensuring you get the most out of your housing and dining experience.

[ESA/Animal Form](#)

[New ESA Form](#)

Available & Upcoming **APPLICATIONS**

2024-25 Housing Application open now

Messages

From	Subject	Date
Univ...	Portal Email: ...	10/2/2024
Univ...	Portal Email: ...	10/1/2024
Univ...	Portal Email: ...	10/1/2024
Univ...	Portal Email: ...	9/26/2024

f

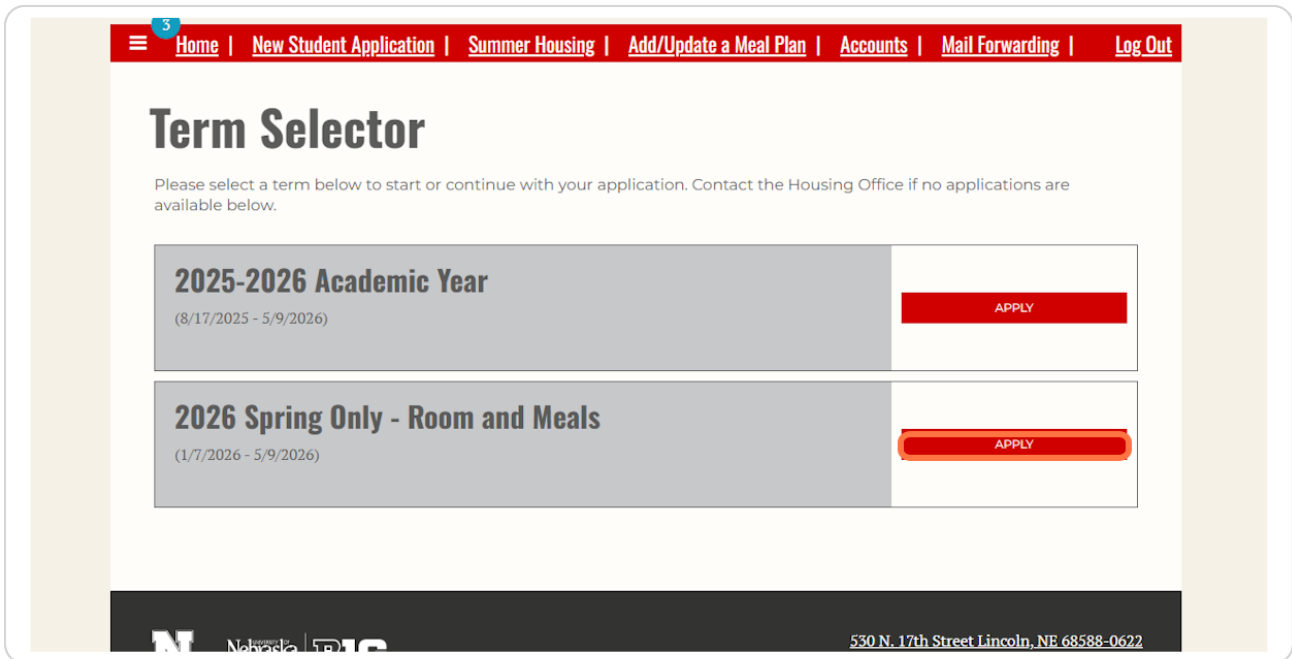
Instagram icon

YouTube icon



## STEP 2

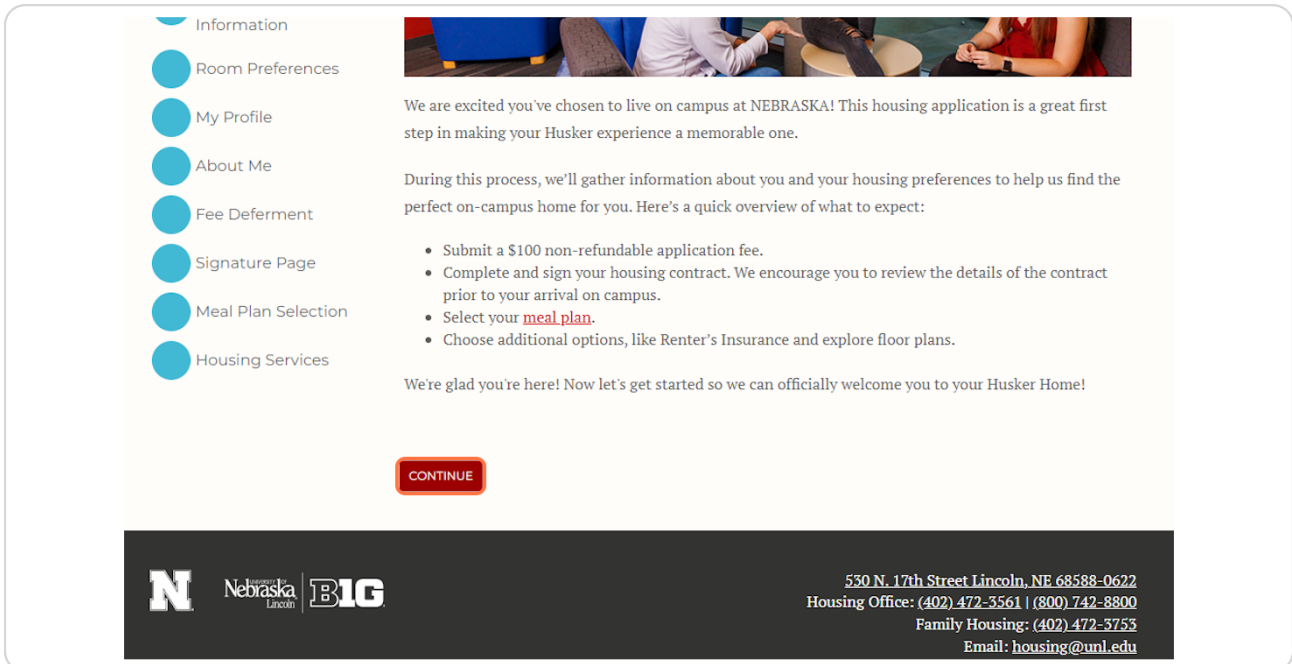
### Click on Apply for 2026 Spring Only – Room and Meals



The screenshot shows the 'Term Selector' page. At the top is a red navigation bar with links: Home, New Student Application, Summer Housing, Add/Update a Meal Plan, Accounts, Mail Forwarding, and Log Out. Below the navigation bar is the title 'Term Selector' and a subtext: 'Please select a term below to start or continue with your application. Contact the Housing Office if no applications are available below.' There are two main selection boxes. The first is for '2025-2026 Academic Year' (8/17/2025 - 5/9/2026) with a red 'APPLY' button. The second is for '2026 Spring Only - Room and Meals' (1/7/2026 - 5/9/2026) with a red 'APPLY' button. At the bottom is a dark footer with the Nebraska logo, 'Nebraska Housing', and the address '530 N. 17th Street Lincoln, NE 68588-0622'.

## STEP 3

### Read through the introduction and then click Continue



The screenshot shows the 'Introduction' page. On the left is a vertical sidebar with a list of steps: Information, Room Preferences, My Profile, About Me, Fee Deferment, Signature Page, Meal Plan Selection, and Housing Services. The 'Information' step is highlighted. The main content area features a photo of students sitting around a table. Below the photo is a welcome message: 'We are excited you've chosen to live on campus at NEBRASKA! This housing application is a great first step in making your Husker experience a memorable one.' This is followed by a paragraph: 'During this process, we'll gather information about you and your housing preferences to help us find the perfect on-campus home for you. Here's a quick overview of what to expect:' and a bulleted list of steps: 'Submit a \$100 non-refundable application fee.', 'Complete and sign your housing contract. We encourage you to review the details of the contract prior to your arrival on campus.', 'Select your meal plan.', and 'Choose additional options, like Renter's Insurance and explore floor plans.' Below the list is another welcome message: 'We're glad you're here! Now let's get started so we can officially welcome you to your Husker Home!' and a red 'CONTINUE' button. At the bottom is a dark footer with the Nebraska logo, 'Nebraska Housing', and the address '530 N. 17th Street Lincoln, NE 68588-0622'. It also includes contact information: 'Housing Office: (402) 472-3561 | (800) 742-8800', 'Family Housing: (402) 472-3753', and 'Email: housing@unl.edu'.



## STEP 4

### **Review the personal information that was imported from MyRed into your Housing Application**

If any of the information is incorrect, you can update it in MyRed before returning to the housing application.

Optionally, you can answer the Name Pronunciation question if you would like to provide a phonetic spelling of your name.

Home | 24-25 New Student Application | Family Housing | Accounts | Mail Forwarding | Log Out

Application Preview

My Info

Emergency Info

Additional Housing Information

Room Preferences

My Profile

About Me

Fee Deferment

Signature Page

Meal Plan Selection

Housing Services

## My Info

Student Information

- Please verify the accuracy of the information below.
- Most of this information has been pre-populated based on the information in your MyRed account.
- If any of the information is incorrect, please update your [MyRed](#) profile. Allow 24 hours after updating your MyRed for changes to update on this page.

Name Pronunciation

Street Address

Street Address 2

City

State/Province

Country  
(Please Select Country)

Zip/Postal Code



## STEP 5

### Provide Parent/Family Contact Information (Optional) and then click Save & Continue

After confirming that all of the information on this page is correct, click Save & Continue to move to the next page.

Parent/Family Contact Information (Optional)

University Housing may utilize the provided email address and/or phone number to inform family members of important Housing & Dining information. (Examples: departmental announcements, housing application opening, services available, winter break details, hall closings, etc.)

Parent/Family Name

Parent/Family Email

Parent/Family Cell Phone Number

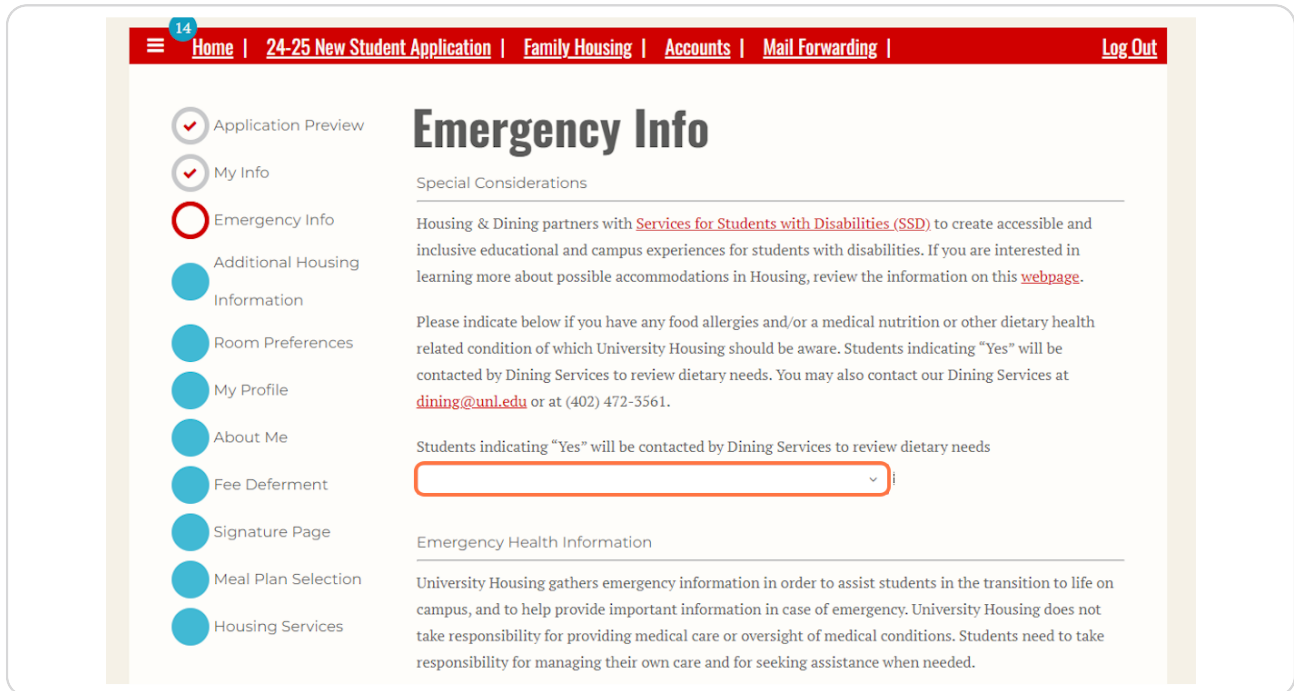
**SAVE & CONTINUE**



## STEP 6

### Indicate whether you would like to be contacted by Dining Services to review your dietary needs.

You can also review the available information about housing and dining accommodations for students with disabilities here. If there is any information that you would like us to be aware of in case of an emergency, you can indicate it on this page.



The screenshot shows a web application interface for a student portal. At the top is a red navigation bar with a hamburger menu icon, a blue circle with the number '14', and links for 'Home', '24-25 New Student Application', 'Family Housing', 'Accounts', 'Mail Forwarding', and 'Log Out'. On the left is a vertical sidebar with a list of application steps, each preceded by a circular icon: 'Application Preview' (checked), 'My Info' (checked), 'Emergency Info' (selected with a red outline), 'Additional Housing Information' (blue), 'Room Preferences' (blue), 'My Profile' (blue), 'About Me' (blue), 'Fee Deferment' (blue), 'Signature Page' (blue), 'Meal Plan Selection' (blue), and 'Housing Services' (blue). The main content area is titled 'Emergency Info' in large, bold, black text. Below the title is a section 'Special Considerations' with two paragraphs of text. The first paragraph discusses housing and dining partners for students with disabilities (SSD). The second paragraph asks students to indicate if they have food allergies or medical nutrition needs, stating that 'Yes' responses will be contacted by Dining Services. Below this text is a red-outlined rectangular input field with a dropdown arrow. The final section is 'Emergency Health Information', which explains that university housing gathers emergency information to assist students and that students are responsible for their own medical care.

14

Home | 24-25 New Student Application | Family Housing | Accounts | Mail Forwarding | Log Out

Application Preview

My Info

Emergency Info

Additional Housing Information

Room Preferences

My Profile

About Me

Fee Deferment

Signature Page

Meal Plan Selection

Housing Services

## Emergency Info

### Special Considerations

Housing & Dining partners with [Services for Students with Disabilities \(SSD\)](#) to create accessible and inclusive educational and campus experiences for students with disabilities. If you are interested in learning more about possible accommodations in Housing, review the information on this [webpage](#).

Please indicate below if you have any food allergies and/or a medical nutrition or other dietary health related condition of which University Housing should be aware. Students indicating "Yes" will be contacted by Dining Services to review dietary needs. You may also contact our Dining Services at [dining@unl.edu](mailto:dining@unl.edu) or at (402) 472-3561.

Students indicating "Yes" will be contacted by Dining Services to review dietary needs

### Emergency Health Information

University Housing gathers emergency information in order to assist students in the transition to life on campus, and to help provide important information in case of emergency. University Housing does not take responsibility for providing medical care or oversight of medical conditions. Students need to take responsibility for managing their own care and for seeking assistance when needed.



## STEP 7

### Fill out emergency contact information

You must provide contact information for the person you would like us to contact in case of an emergency.

If you are under 18 years old, your emergency contact must be your parent or legal guardian.

#### Emergency Contact Information

In the event of an emergency, University Housing staff may reach out to your emergency contact. Please provide contact information for your preferred emergency contact below.

Contact Name

Relationship

Cell Phone Number

Secondary Phone Number (Optional)

Email (Optional)

Street (Optional)



## STEP 8

### Fill out Missing Persons Contact Details

You must provide contact information for the person you would like us to contact in the event that you go missing. This could be the same person or a different person from your emergency contact.

If you are under 18 years old, your missing persons contact must be your parent or legal guardian.

#### Missing Persons Contact Details

The University is required to notify your designated missing persons contact within 24 hours if you are determined to be missing by law enforcement. Please provide contact information for an individual you would like to be notified in this situation. Please note, this contact may or may not be the same as your emergency contact listed above.

If you are under the age of 18, such emergency contact must be made to a parent or legal guardian, in addition to the designated missing persons contact you indicate below.

The information contained in this document will be kept confidential and is being compiled to comply with the Higher Education Opportunity Act (HEOA) and related amendments. Details regarding the University Missing Persons Policy are contained in the Annual Security Report published by University Police and [are available online](#). A hard copy of the report is available for public inspection in the University Police Department, 300 North 17th Street, Lincoln, Nebraska.

Contact Name

Relationship





## STEP 9

### Click on Save & Continue

After providing your emergency health information, emergency contact, and missing persons contact, click Save & Continue to move to the next page.

City (Optional)

State/Province (Optional)

Zip/Postal Code (Optional)

SAVE & CONTINUE

Nebraska  
Lincoln

**BIG**

530 N. 17th Street Lin  
Housing Office: (402) 472-3



## STEP 10

### Indicate whether you would like to live in Dynamic Housing after reviewing the information

If you opt in to Dynamic Housing, you will be assigned with other roommates in Dynamic Housing, regardless of sex.

If you do not opt into Dynamic Housing, you will be assigned with other roommates of your same sex.

☒ Application Preview

☒ My Info

☒ Emergency Info

☒ Additional Housing Information

☒ Room Preferences

☒ My Profile

☒ About Me

☒ Residential Communities

☒ Meal Plan Selection

## Additional Housing Information

#### Housing Gender Assignments

Room and roommate assignments will be matched on the basis of sex. The sex appearing below has been pre-populated based on the information in your MyRed account.

Sex

Male

For students who are interested, we also offer Dynamic Housing. Students signing up for dynamic rooms search for and/or are assigned a roommate and room regardless of sex.

I wish to live in Dynamic Housing.

☒ No  
☐ Yes



## STEP 11

### **Read through and check the box indicating you understand the health and immunization requirement**

Immunization Requirement

---

**Certification Statement**

University of Nebraska-Lincoln requires all new students to complete a health requirement. The requirement is different for domestic and international students. The immunization requirement is found [here](#).

I acknowledge that I have reviewed the health requirement information and understand the requirement.

By checking below I understand the above:

☐

Criminal Background

---

**Certification Statement**

## STEP 12

### **Read through and check the box indicating you understand the Criminal Background Certification Statement and then click Save & Continue**

**Certification Statement**

University Housing reserves the right to deny or cancel a housing application or contract if University Housing, in its reasonable discretion, determines that a student's past/current behavior or a student's criminal convictions indicate a possible risk to the safety, health, or life of any person, or a possible risk to the safety and security of any property, or presents a serious disruption to the University Housing community or living-learning environment.

By checking below I understand the above:

☒

**SAVE & CONTINUE**



## STEP 13

### Complete the Dynamic Housing Community Agreement (Dynamic Housing Only)

If you opted into Dynamic Housing, read through the Dynamic Housing Community Agreement and check the box to agree.

If you do not agree to the Community Agreement, then you can click "Additional Housing Information" in the navigation bar on the left to return to the previous page and opt out of Dynamic Housing.

After checking the box, click Save & Continue to move to the next page.

If you have not opted into Dynamic Housing, you will skip this page automatically and move to Step 15.

✓

Application Preview

✓

My Info

✓

Emergency Info

✓

Additional Housing Information

○

Dynamic Housing Community Agreement

✓

Room Preferences

✓

My Profile

✓

About Me

✓

Residential Communities

✓

Meal Plan Selection

## Dynamic Housing Community Agreement

Students signing up for dynamic rooms search for and/or are assigned a roommate and room regardless of sex. To be eligible for Dynamic Housing, students must agree to the following terms and conditions.

- I commit to maintaining an inclusive and welcoming living environment that is free of discrimination.
- I understand that in the event of a vacancy in a dynamic space, University Housing may consolidate spaces to best serve all students. University Housing will work closely with students in this process.
- I understand that it is my responsibility to monitor my University of Nebraska – Lincoln email for all University Housing notifications.
- Students will not be assigned to Dynamic Housing unless they have elected and agreed to these terms.
- Student will not be required to reveal their reason(s) for opting to live in Dynamic Housing.

Please check the box below to indicate your understanding and agreement to the above statements.

I agree to the above terms and conditions of Dynamic Housing.

☐

If you do not agree to the above terms and conditions, please select "Additional Housing Information" on the left-hand side of the screen to return to the previous page and proceed through the housing application.

If you would like more information on Dynamic Housing, please contact us at [housing@unl.edu](mailto:housing@unl.edu) or 402-472-3561.

SAVE & CONTINUE



## STEP 14

Once you have read the Dynamic Community Agreement and know you would like to be in Dynamic Housing, click the check box to agree and then click Save & Continue

☒ Application Preview

☒ My Info

☒ Emergency Info

☒ Additional Housing Information

☒ Dynamic Housing Community Agreement

☒ Room Preferences

☒ My Profile

☒ About Me

☒ Residential Communities

☒ Meal Plan Selection

### Dynamic Housing Community Agreement

Students signing up for dynamic rooms search for and/or are assigned a roommate and room regardless of sex. To be eligible for Dynamic Housing, students must agree to the following terms and conditions.

- I commit to maintaining an inclusive and welcoming living environment that is free of discrimination.
- I understand that in the event of a vacancy in a dynamic space, University Housing may consolidate spaces to best serve all students. University Housing will work closely with students in this process.
- I understand that it is my responsibility to monitor my University of Nebraska – Lincoln email for all University Housing notifications.
- Students will not be assigned to Dynamic Housing unless they have elected and agreed to these terms.
- Student will not be required to reveal their reason(s) for opting to live in Dynamic Housing.

Please check the box below to indicate your understanding and agreement to the above statements.

I agree to the above terms and conditions of Dynamic Housing.

☐

If you do not agree to the above terms and conditions, please select "Additional Housing Information" on the left-hand side of the screen to return to the previous page and proceed through the housing application.

If you would like more information on Dynamic Housing, please contact us at [housing@unl.edu](mailto:housing@unl.edu) or 402-472-3561.

[SAVE & CONTINUE](#)

## STEP 15

After reviewing the floor plan layouts, building video tours, and room rates and types, click Add Preference

14

[Home](#) | [24-25 New Student Application](#) | [Family Housing](#) | [Accounts](#) | [Mail Forwarding](#) | [Log Out](#)

☒ Application Preview

☒ My Info

☒ Emergency Info

☒ Additional Housing Information

☒ GIH Community Agreement

☒ Room Preferences

☐ My Profile

☐ About Me

☐ Fee Deferment

☐ Signature Page

☐ Meal Plan Selection

☐ Housing Services

### Room Preferences

Using the tool below, please rank your preferred residence halls. These preferences will be used to make building placements and room assignments. **Every attempt will be made to place you in one of your preferred halls and room types, but no specific preference or placement is guaranteed.**

Please review the [floor plan layouts](#) and [video tours of each hall](#), as well as [room rates](#) and [room types](#) as you rank your preferences. Note that Massengale Residential Center is on East Campus.

Please add at least 4 preferences. Please select at least 2 unique locations.

[ADD PREFERENCE](#)

Order	Location	Room Preference	Delete
1	<div>---Please</div>	<div></div>	<div>DELETE</div>

You can add 9 more preferences.

[SAVE & CONTINUE](#)

13 of 28

## STEP 16

Select at least five different preferences in at least three unique locations. You can list 10 preferences at the most. Use the Delete button to delete any locations you would like to remove

Please add at least 5 preferences. Please select at least 3 unique locations.

ADD PREFERENCE

Order	Location	Room Preference	Delete
1	---Please		DELETE

You can add 9 more preferences.

## STEP 17

Select your room preference for each location you selected

ADD PREFERENCE

Order	Location	Room Preference	Delete
1	Abel Hall	Abel Hall -	DELETE
2	Sandoz Hall	---Please	DELETE
3	Smith Hall	---Please	DELETE
4	Massengale	---Please	DELETE



STEP 18

Once you have filled out your preferences with at least five locations, you will be able to click Save & Continue

1

Abel Hall

Abel Hall -

DELETE

2

Sandoz Hall

Sandoz Hall -

DELETE

3

Smith Hall

Smith Hall -

DELETE

4

Massengale

Massengale -

DELETE

SAVE & CONTINUE



## STEP 19

### Fill out your Roommate Profile.

This gives you an opportunity to share a little bit about yourself to help you be matched with the best possible roommate.

Please Note: The roommate finder will not be open for the Spring 2025 semester. University Housing will attempt to make the best possible roommate matches with the space that is available.

Indicate whether you would like us to share your cell phone number on file with your roommate. Sharing your phone number can help you connect with your new roommate once you are assigned to live together, but it is not required.

The screenshot shows a web application interface for a University Housing portal. At the top is a red navigation bar with links: Home, 24-25 New Student Application, Family Housing, Accounts, Mail Forwarding, and Log Out. On the left is a vertical sidebar with a list of application steps, each preceded by a circular icon. The steps are: Application Preview (checkmark), My Info (checkmark), Emergency Info (checkmark), Additional Housing (checkmark), Information (checkmark), GIH Community (checkmark), Agreement (checkmark), Room Preferences (checkmark), My Profile (red circle), About Me (blue circle), Fee Deferment (blue circle), Signature Page (blue circle), and Meal Plan Selection (blue circle). The main content area is titled 'My Profile' in large bold text. Below the title is a prompt: 'Tell potential roommates about yourself.' followed by a text area with a character limit note: 'How would you describe yourself? What's your major? Where are you from? What do you like to do in your spare time? Share anything that a potential roommate might find helpful. 500 character limit.' Below this is a section labeled 'About Me' with a large empty text box and an information icon. The next section is 'Phone Number', which asks 'May we release your cell phone number to your roommate?' and features a dropdown menu currently set to 'No'. Below this is a checkbox that is checked, with text explaining that staying connected via informational texts (deadlines, contract changes, etc.) is encouraged, and users can opt out by unchecking the box. The final section is 'Screen Name'.





## STEP 20

### Click Save & Continue

After completing your roommate profile, click Save & Continue to move to the next page.

#### Screen Name

For privacy, your full first and last name are not displayed on room selection pages. The below screen name is what will be displayed to potential roommates instead. Please make note of this screen name if you wish to share it with others.

Screen Name

*The University of Nebraska does not discriminate based upon any protected status. Please see [go.unl.edu/nondiscrimination](http://go.unl.edu/nondiscrimination).*

SAVE & CONTINUE



## STEP 21

### Fill Out the Roommate Matching Questionnaire

These questions about your lifestyle and preferences for your room and roommates will help us match you with the roommates that will be a good fit for you.

You must answer all of the questions.

[Home](#) | [24-25 New Student Application](#) | [Family Housing](#) | [Accounts](#) | [Mail Forwarding](#) |

✓ Application Preview

✓ My Info

✓ Emergency Info

Additional Housing

✓ Information

GIH Community

✓ Agreement

✓ Room Preferences

✓ My Profile

About Me

Fee Deferment

## About Me

Answer the questions below to help you match with a roommate. It's important to answer these profile questions honestly and accurately, as the answers are used to match you with compatible roommates.

Housing Questionnaire

You view your room/suite primarily as:

A space to hang out with small

You view your roommate as someone with whom you:

Plan to have a separate life

How do you generally keep your room?

A total mess

The ideal temperature in your room is:

Cool (69F and below)



## STEP 22

### Click on Save & Continue

After completing all of the roommate matching questionnaire, click Save & Continue to move to the next page.


I am comfortable living with someone who uses marijuana (Note: Marijuana is not legal in the state of Nebraska).

No

I am comfortable living with someone who drinks alcohol. (Note: UNL is a dry campus.)

No

**SAVE & CONTINUE**



530 N. 17th Street Lincoln, NE 68588-0600  
Housing Office: (402) 472-3561 | (800) 742-8888  
Family Housing: (402) 472-3777  
Email: [housing@unl.edu](mailto:housing@unl.edu)



## STEP 23

### Pay the Housing Application Fee or Complete the Fee Deferment Agreement

If you have deferred your enrollment fee when you were admitted to the university, your Housing Application Fee will also be deferred. The \$100 charge will be added to your spring bill in January.

All other students will skip this page and move to the step below.

✓ Application Preview

✓ My Info

✓ Emergency Info

✓ Additional Housing Information

✓ GIH Community Agreement

✓ Room Preferences

✓ My Profile

✓ About Me

**Fee Deferment**

Signature Page

Meal Plan Selection

Housing Services

## Fee Deferment

University Housing has deferred your nonrefundable \$100 housing application fee.

The \$100 application fee will be charged to your centralized student bill in the first semester of your contracted dates for later payment whether or not you attend the university or reside in our residence halls.

Please note, this application fee is a separate charge from the Admission's enrollment deposit for incoming first year undergraduate students.

I agree to the above terms in order for my application fee to be deferred

☐ ⓘ

Entering your NUID below indicates that you understand the information above.

*Please note that the signature field is space sensitive, so make sure there are no extra spaces before or after the NUID*

Signature:

signature



## STEP 24

### Pay the Housing Application Fee

If your application fee is not deferred, you will reach the "Shopping Cart Checkout" page where you will see the \$100.00 application fee.

Click Pay Now to navigate to the CashNet website and pay the fee.

The screenshot displays the 'Shopping Cart Checkout' page. On the left is a sidebar with a progress list of 11 items, each with a circular icon containing a checkmark or a red outline. The items are: Application Preview, My Info, Emergency Info, Additional Housing Information, Room Preferences, My Profile, About Me, Application Fee, Shopping Cart Checkout (highlighted with a red outline), UNL-PortalX-Transact-Prod, and a blue circle icon. The main content area has a red header with navigation links: Home, New Student Application, Family Housing, Accounts, Mail Forwarding, and Log Out. Below the header, the title 'Shopping Cart Checkout' is displayed. A table with two columns, 'Item Description' and 'Total Amount (\$)', shows one item: 'Application Fee' for '\$100.00'. Below the table, a red box contains the text 'Total: \$100.00'. A red button labeled 'PAY NOW' is positioned below the table.

Item Description	Total Amount (\$)
Application Fee	\$100.00
<b>Total: \$100.00</b>	



## STEP 25

### Pay the Housing Application Fee

On the CashNet website, you will enter your credit or debit card information to pay the \$100.00 housing application fee.

After paying the fee, you will automatically return to the housing portal to complete your housing application.

How would you like to pay?

Payment amount  
\$100

\* Payment method

New credit or debit card

AMERICAN EXPRESS DISCOVER JCB OnePlus FIDELITY MasterCard VISA

\* Card number

\* Expiration date      \* Security code ⓘ

MM / YY

\* Zip/Postal code

International cardholders may input "N/A"

☐ This site is owned and operated by Transact Campus, Inc. I acknowledge that I have read and accept the [terms and conditions](#) of the Transact Campus, Inc. user agreement.



## STEP 26

### Provide Guarantor Information (Only for Students Under 18 Years Old)

Students under 18 years old must provide information for a parent or guardian who will sign the housing contract along with the student.

If you are 18 years or older, you will automatically move to the next page.

☒ My Info

☒ Emergency Info

☒ Additional Housing Information

☒ GIH Community Agreement

☒ My Profile

☒ About Me

☒ Tentative Room Assignment Review

☒ Fee Deferment

☐ Guarantor Information

☒ Signature Page

☐ Meal Plan Selection

## Guarantor Information

Students under the age of 18 require a parent/guardian signature to have a valid Housing Contract. Please provide the name and email address of the parent/guardian who will be serving as an additional signature on your Housing Contract.

Upon completion of the following Signature Page by the student, a DocuSign email will be sent to the parent/guardian.

If your parent/guardian has not received the DocuSign email within 10 minutes, please double check that the email address you put on the form is correct. If you are still having issues, please email [housing@unl.edu](mailto:housing@unl.edu) so we can reset the form and troubleshoot any issues. Once your parent/guardian submits their signature, go back into the housing application, save the page, and complete the rest of the application.

Contact Name

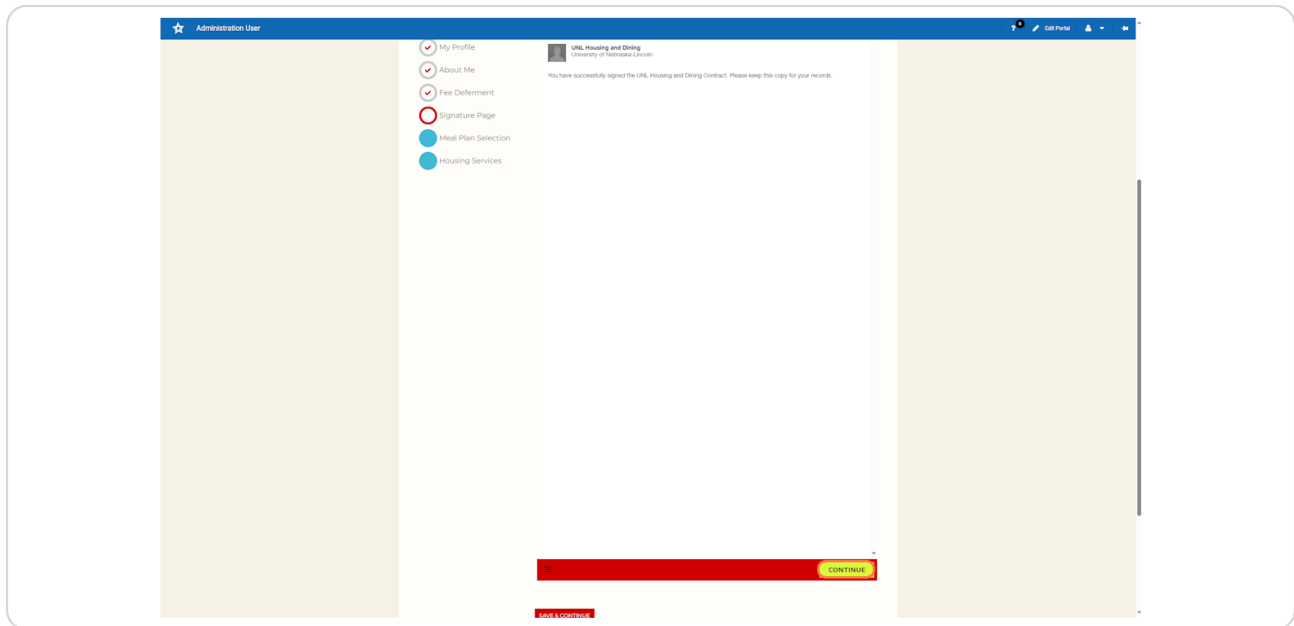
Email



## STEP 27

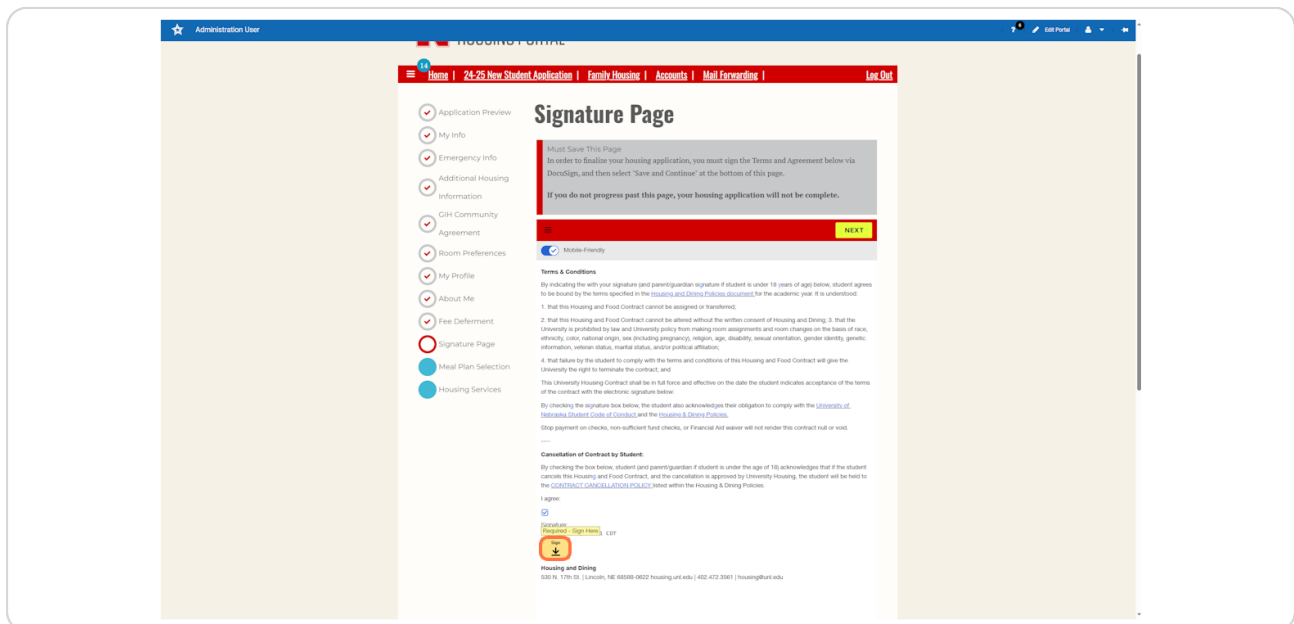
### Sign the Housing & Dining Contract

When you first navigate to the contract page, it may appear blank. If so, click the yellow Continue button at the bottom of the page.



## STEP 28

### Review the Housing Contract.





## STEP 29

Click "I agree" and click "Sign" after reading the document.

Signature Page

Meal Plan Selection

Housing Services

ethnicity, color, national origin, sex (including pregnancy), religion, age, disability, sexual orientation, gender identity, genetic information, veteran status, marital status, and/or political affiliation;

4. that failure by the student to comply with the terms and conditions of this Housing and Food Contract will give the University the right to terminate the contract; and

This University Housing Contract shall be in full force and effective on the date the student indicates acceptance of the terms of the contract with the electronic signature below:

By checking the signature box below, the student also acknowledges their obligation to comply with the [University of Nebraska Student Code of Conduct](#) and the [Housing & Dining Policies](#).

Stop payment on checks, non-sufficient fund checks, or Financial Aid waiver will not render this contract null or void.

----

**Cancellation of Contract by Student:**

By checking the box below, student (and parent/guardian if student is under the age of 18) acknowledges that if the student cancels this Housing and Food Contract, and the cancellation is approved by University Housing, the student will be held to the [CONTRACT CANCELLATION POLICY](#) listed within the Housing & Dining Policies.

I agree:

☒

Signature:

10/01/2024 | 16:41 CDT

Sign


↓

**Housing and Dining**

530 N. 17th St. | Lincoln, NE 68588-0622 housing.unl.edu | 402.472.3561 | housing@unl.edu

## STEP 30

Click on FINISH once you have completed reading and signing the DocuSign

**Housing and Dining**  
530 N. 17th St. | Lincoln, NE 68588-0622  
housing.unl.edu | 402.472.3561 | housing@unl.edu

H&D Contract Terms & Conditions.pdf1 of 1

FINISH

Ready to Finish?

You've completed the required fields. Review your work, then select **FINISH**.

FINISH



## STEP 31

### Click on Save & Continue

After you have signed the contract, the DocuSign window will go away, and you can click Save & Continue to move to the next page.

If you are under 18 years old, the parent or guardian you listed on the Guarantor Information page must sign the contract before you may continue. They will receive an email at the email address you provided with a link to sign the contract.

If you have any issues with the DocuSign, please reach out to Housing by emailing [housing@unl.edu](mailto:housing@unl.edu) or calling 402-472-3561.


The screenshot shows a web application interface for a housing application. At the top is a red navigation bar with links: Home, 24-25 New Student Application, Family Housing, Accounts, Mail Forwarding, and Log Out. On the left is a vertical sidebar with a list of application steps, each with a circular icon: Application Preview (checked), My Info (checked), Emergency Info (checked), Additional Housing Information (checked), GIH Community Agreement (checked), Room Preferences (checked), My Profile (checked), About Me (checked), Fee Deferment (checked), Signature Page (highlighted with a red circle), Meal Plan Selection (blue circle), and Housing Services (blue circle). The main content area is titled "Signature Page". Below the title is a grey box with the text: "Must Save This Page. In order to finalize your housing application, you must sign the Terms and Agreement below via DocuSign, and then select 'Save and Continue' at the bottom of this page. If you do not progress past this page, your housing application will not be complete." Below this is another grey box titled "Signature Page Document" with the text "Document Signed". At the bottom center is a red button with the text "SAVE & CONTINUE".



## STEP 32

### Review Meal Plan Options and Select a Meal Plan

All freshmen students living on campus are required to have a meal plan. Review the meal plan website, decide which meal plan you would like, and then select it from the drop-down menu. Once you are satisfied with your meal plan selection, click Save & Continue. You will receive an email that your application is complete.

 Student Affairs | University Housing

HOUSING PORTAL

[Home](#) | [New Student Application](#) | [Family Housing](#) | [Accounts](#) | [Mail Forwarding](#) | [Log Out](#)

☒ Application Preview

☒ My Info

☒ Emergency Info

☒ Additional Housing Information

☒ Room Preferences

☒ My Profile

☒ About Me


☒ Fee Deferment

☒ Signature Page

☒ Meal Plan Selection

☐ Housing Services

### Meal Plan Selection



Meal Plan	Number of Swipes	Dining Dollars Included
Premium	18/week	\$500/semester
Big Red	14/week	\$300/semester
Platinum	12/week	\$400/semester
Diamond	10/week	\$600/semester
Sapphire	8/week	\$800/semester

For more information on our meal plans, visit our [meal plans website](#).

If you change your mind, there will be an opportunity to update your meal plan selection later.

Spring Only 2025:

Sapphire Meal Plan

SAVE & CONTINUE



## STEP 33


There will be different options to explore on the righthand side of the page depending on which application you are filling out and the time of year. Review and complete each option thoroughly as applicable to make sure you are ready to arrive on campus!

iew

ng

es


# Housing Services


**YOUR APPLICATION IS  
COMPLETE!**


Congratulations! Your housing application is complete. Welcome to your Husker Home!


Now that your application is complete, this page serves as the gateway for additional steps and services for your housing and dining needs. Click any of the buttons along the right to discover more.

**Tip**  
Work through the items on the right sequentially. For example, if you'd like to join a learning community, do that before you go search for a roommate.

  
**HOUSING & DINING**

**RENTERS INSURANCE**

**BUILDING FLOOR PLANS**

**RESIDENCY REQUIREMENT  
EXEMPTION**

