

UNL Summer Housing Application Step-by-Step Guide Summer 2026



N University Housing Portal

You can get to the Housing Portal by pasting the following link into your web browser:
go.unl.edu/housing-portal

STEP 1

Click on Summer Housing at the top of the page.

The screenshot shows the University of Nebraska Housing Portal. At the top left is the red 'N' logo with 'Student Affairs | University Housing' and 'HOUSING PORTAL' text. A red navigation bar contains links: Home, Summer Housing (highlighted), Returning Student Application, Add/Update a Meal Plan, Family Housing, and Log Out. The main content area has a welcome message: 'Welcome to the Housing and Dining Portal at the University of Nebraska - Lincoln! This is your central hub for managing everything related to your #HuskerHome, ensuring you get the most out of your housing and dining experience.' Below this are links for 'ESA/Animal Form' and 'New ESA Form'. On the right, a 'Messages' section lists four emails from 'Univ... Portal Email: ...' dated 3/11/2025 and 3/5/2025. At the bottom right are three buttons: 'BUILDING FLOOR PLANS' with a house icon, 'RENTERS INSURANCE' with an umbrella icon, and a large red 'CANCEL YOUR CONTRACT' button.



STEP 2

Click on Apply for 2026 Summer Housing and Food.

The screenshot shows a web application interface. At the top, a red navigation bar contains the following links: Home, New Student Application, Summer Housing, Mail Forwarding, and Log Out. Below the navigation bar, the main heading is "Term Selector". Underneath, a sub-heading reads "Please select a term below to start or continue with your application." A large grey box displays "2026 Summer Housing and Food" with the dates "(5/10/2026 - 8/13/2026)". To the right of this box is a red "APPLY" button. At the bottom of the page, there is a dark footer area with the UNL logo (a large 'N' and 'Nebraska Lincoln' text) and the 'BIG' logo. To the right of the logos, contact information is listed: "530 N. 17th Street Lincoln, NE 68588-0622", "Housing Office: (402) 472-3561 | (800) 742-8800", "Family Housing: (402) 472-3753", "Email: housing@unl.edu", and "Website: housing.unl.edu".

STEP 3

Review the Summer Housing Information section and then click on Save & Continue.

The screenshot shows a progress bar at the top with nine steps: Summer Housing Information, My Info, Emergency Info, Additional Housing Information, My Profile, About Me, Dates of Stay, Summer Room Preferences, and Signat Pag. The first step, "Summer Housing Information", is highlighted with a red circle. Below the progress bar, the main heading is "Summer Housing Information". The text below the heading reads: "Summer Housing in the Village is offered to UNL students enrolled for the summer and/or fall semesters." It then states: "Summer dates of stay are between **Sunday, May 10 - Wednesday, August 12**. Housing dates can be requested for the entire summer term or a session within the semester. Summer session dates can be found [here](#)." A note follows: "Note that students transitioning directly from their spring housing assignment into their summer housing assignment will have university-provided housing during the transition period, and will be provided instructions for moving." Below this, it says: "Proceed through this application to provide more information about yourself, your meal plan selection, and requested dates of stay!" At the bottom, it says: "Learn more about summer housing [here](#)!". A red "SAVE & CONTINUE" button is located at the bottom left of the content area.



STEP 4

Review the personal information that was imported from MyRed into your Housing application. Provide Parent/Family Contact Information (Optional).

If any of the information is incorrect, you can update it in MyRed before returning to the housing application.

Optionally, you can answer the Name Pronunciation question if you would like to provide a more phonetic spelling of your name.

Provide Parent/Family Contact Information (Optional)

After confirming that all of the information on this page is correct, click Save & Continue to move to the next page.

information. (Examples: departmental announcements, housing application opening, services available, winter break details, hall closings, etc.)

Parent/Family Name

Parent/Family Email

Parent/Family Cell Phone Number

SAVE & CONTINUE

N University of **Nebraska** Lincoln **BIG**

530 N. 17th Street Lincoln, NE 68588-0622
Housing Office: (402) 472-3561 | (800) 742-8800
Family Housing: (402) 472-3753
Email: housing@unl.edu
Website: housing.unl.edu
Hours of Operation: Monday–Friday, 8 a.m. – 5 p.m. CST



STEP 5

Add dietary considerations information.

If you have dietary considerations that the University should be aware of, please indicate this under the Special Considerations section.

Information Information Preferences

✓ ✓ ○ ● ● ● ● ● ●

Emergency Info

Special Considerations

Housing & Dining partners with [Services for Students with Disabilities \(SSD\)](#) to support accessible and inclusive educational and campus experiences for students with disabilities. If you would like to learn more about housing-related accommodations, please review the information on this [webpage](#). We encourage you to submit your accommodation request as early as possible so it can be reviewed prior to summer housing placements.

Please indicate below if you have any food allergies and/or a medical nutrition or other dietary health related condition of which University Housing should be aware. Students indicating "Yes" will be contacted by Dining Services to review dietary needs. You may also contact our Dining Services at dining@unl.edu or at (402) 472-5561.

Students indicating "Yes" will be contacted by Dining Services to review dietary needs **(Required)**

No ▾

Emergency Contact Information

In the event of an emergency, University Housing staff may reach out to your emergency contact. Please provide contact information for your



STEP 6

Add emergency contact information.

You must provide contact information for the person you would like us to contact in case of an emergency.

If you are under 18 years old, your emergency contact must be your parent or legal guardian.

Emergency Contact Information

In the event of an emergency, University Housing staff may reach out to your emergency contact. Please provide contact information for your preferred emergency contact below.

Contact Name

Relationship

Cell Phone Number

Secondary Phone Number (Optional)

Email (Optional)



STEP 7

Provide Missing Persons Contact Information.

You must provide contact information for the person you would like us to contact in the event that you go missing. This could be the same person or a different person from your emergency contact.

If you are under 18 years old, your missing persons contact must be your parent or legal guardian.

Missing Persons Contact Details

The University is required to notify your designated missing persons contact within 24 hours if you are determined to be missing by law enforcement. Please provide contact information for an individual you would like to be notified in this situation. Please note, this contact may or may not be the same as your emergency contact listed above.

If you are under the age of 18, such emergency contact must be made to a parent or legal guardian, in addition to the designation missing persons contact you indicate below.

The information contained in this document will be kept confidential and is being compiled to comply with the Higher Education Opportunity Act (HEOA) and related amendments. Details regarding the University Missing Persons Policy are contained in the Annual Security Report published by University Police and are [available online](#). A hard copy of the report is available for public inspection in the University Police Department, 300 North 17th Street, Lincoln, Nebraska.

Contact Name

Relationship

Cell Phone Number

Secondary Phone Number (Optional)

Email (Optional)

Street (Optional)

City (Optional)

State/Province (Optional)



STEP 9

Read through the Housing Gender Assignments section.

Housing Information MyRed Housing Information Day Room Preferences Pay

Additional Housing Information

Housing Gender Assignments

Room and roommate assignments will be matched on the basis of sex. The sex appearing below has been pre-populated based on the information in your MyRed account.

Sex
Female

For students who are interested, we also offer Dynamic Housing. Students signing up for dynamic rooms search for and/or are assigned a roommate and room regardless of sex.

If you would like more information on dynamic housing, please contact us at housing@unl.edu or 402-472-3561.

Immunization Requirement

Certification Statement

STEP 10

Read the Immunization Requirement Statement and check the box to agree.

Immunization Requirement

Certification Statement

University of Nebraska-Lincoln requires all new students to complete a health requirement. This health requirement is different for domestic and international students. The immunization requirements can be found [here](#).

I acknowledge that I have reviewed the health requirement information and understand the requirement.

By checking below I understand the above:

Criminal Background

Certification Statement

University Housing reserves the right to deny or cancel a housing application or contract if University Housing, in its reasonable discretion, determines that a student's past/current behavior or a student's criminal convictions indicate a possible risk to the safety, health, or life of any person, or a possible risk to the safety and security of any property, or presents a serious disruption to the University Housing community or living-learning environment.

By checking below I understand the above:

SAVE & CONTINUE



STEP 11

Read the Criminal Background Certification Statement and check the box to agree.

By checking below I understand the above:




Criminal Background

Certification Statement

University Housing reserves the right to deny or cancel a housing application or contract if University Housing, in its reasonable discretion, determines that a student's past/current behavior or a student's criminal convictions indicate a possible risk to the safety, health, or life of any person, or a possible risk to the safety and security of any property, or presents a serious disruption to the University Housing community or living-learning environment.

By checking below I understand the above:

SAVE & CONTINUE

530 N. 17th Street Lincoln, NE 68588-0622
Housing Office: (402) 472-3561 | (800) 742-8800
Family Housing: (402) 472-3753
Email: housing@unl.edu



STEP 12

After reviewing the Housing Gender Assignments section and agreeing to the Immunization Requirement Statement and Criminal Background Certification Statement, click Save & Continue to move to the next page.

determines that a student's past/current behavior or a student's criminal convictions indicate a possible person, or a possible risk to the safety and security of any property, or presents a serious disruption to the living-learning environment.

By checking below I understand the above:

SAVE & CONTINUE

N | University of Nebraska Lincoln | **BIG**

530
Housing

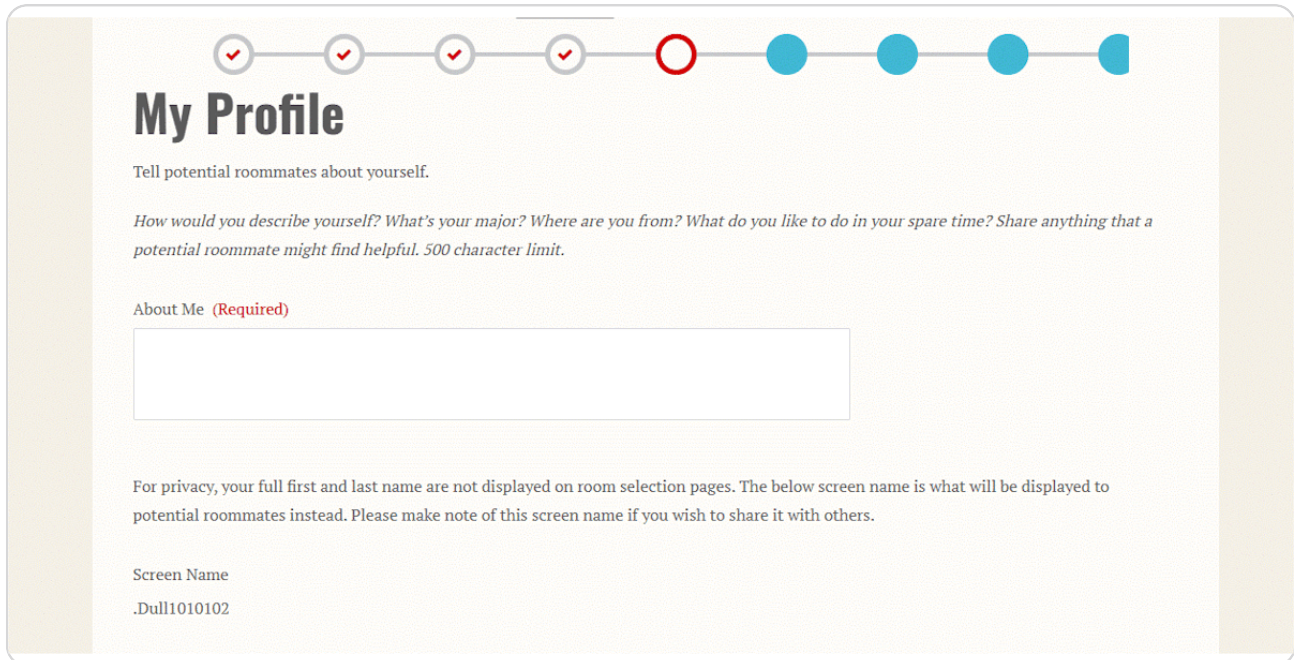
Hours of Operati



STEP 13

Fill Out Your Roommate Profile.

This gives you an opportunity to share a little bit about yourself to help you be matched with the best possible roommate.



My Profile

Tell potential roommates about yourself.

How would you describe yourself? What's your major? Where are you from? What do you like to do in your spare time? Share anything that a potential roommate might find helpful. 500 character limit.

About Me (Required)

For privacy, your full first and last name are not displayed on room selection pages. The below screen name is what will be displayed to potential roommates instead. Please make note of this screen name if you wish to share it with others.

Screen Name
.Dull1010102



STEP 14



After completing your roommate profile, click Save & Continue to move to the next page.

For privacy, your full first and last name are not displayed on room selection pages. The below screen name is used to identify you to potential roommates instead. Please make note of this screen name if you wish to share it with others.

Screen Name

The University of Nebraska does not discriminate based upon any protected status. Please see go.unl.edu/nc

SAVE & CONTINUE

 **Nebraska**
Lincoln 

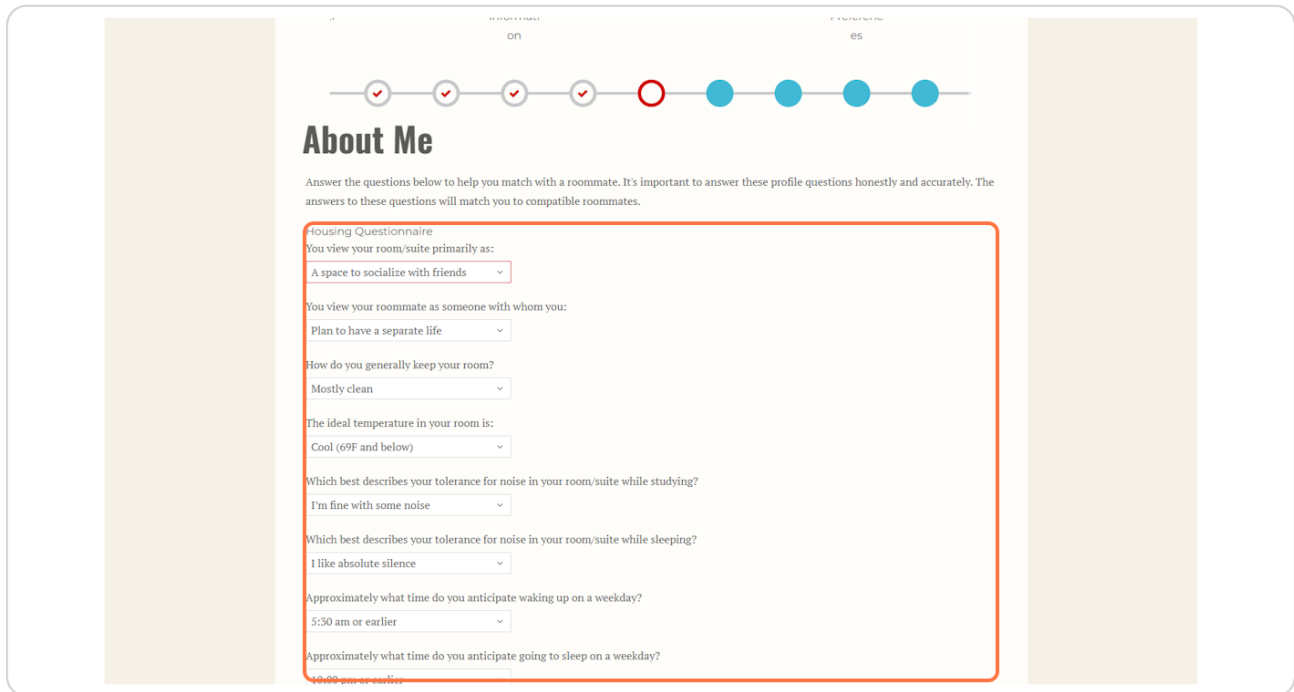
530 N.
Housing Office



STEP 15

Fill Out the Roommate Matching Questionnaire.

These questions about your lifestyle and preferences for your room and roommates will help us to match you with the roommates that will be a good fit for you. You must answer all of the questions.



The screenshot shows a web-based questionnaire titled "About Me". At the top, there is a progress indicator with a series of circles. The first four circles are grey with a white checkmark, the fifth is red with a white outline, and the remaining four are blue. Below the progress bar, the title "About Me" is displayed in a large, bold, black font. Underneath the title, a short paragraph explains the purpose of the questionnaire: "Answer the questions below to help you match with a roommate. It's important to answer these profile questions honestly and accurately. The answers to these questions will match you to compatible roommates." The main content area contains several questions, each followed by a dropdown menu. The questions and their selected options are: "You view your room/suite primarily as:" (A space to socialize with friends), "You view your roommate as someone with whom you:" (Plan to have a separate life), "How do you generally keep your room?" (Mostly clean), "The ideal temperature in your room is:" (Cool (69F and below)), "Which best describes your tolerance for noise in your room/suite while studying?" (I'm fine with some noise), "Which best describes your tolerance for noise in your room/suite while sleeping?" (I like absolute silence), "Approximately what time do you anticipate waking up on a weekday?" (5:30 am or earlier), and "Approximately what time do you anticipate going to sleep on a weekday?" (10:00 pm or earlier). The entire questionnaire content is enclosed in a red rectangular border.

on es

About Me

Answer the questions below to help you match with a roommate. It's important to answer these profile questions honestly and accurately. The answers to these questions will match you to compatible roommates.

Roommate Matching Questionnaire

You view your room/suite primarily as:
A space to socialize with friends

You view your roommate as someone with whom you:
Plan to have a separate life

How do you generally keep your room?
Mostly clean

The ideal temperature in your room is:
Cool (69F and below)

Which best describes your tolerance for noise in your room/suite while studying?
I'm fine with some noise

Which best describes your tolerance for noise in your room/suite while sleeping?
I like absolute silence

Approximately what time do you anticipate waking up on a weekday?
5:30 am or earlier

Approximately what time do you anticipate going to sleep on a weekday?
10:00 pm or earlier



STEP 16

Click on Save & Continue.

After completing all of the roommate matching questionnaire, click Save & Continue to move to the next page.

I am comfortable living with someone who uses marijuana. (NOTE: Marijuana is not legal in the state of NE)

No

I am comfortable living with someone who drinks alcohol. (Note: UNL is a dry campus.)

No

SAVE & CONTINUE

N | **Nebraska**
Lincoln | **BIG**

530
Housing C

Hours of Operatio



STEP 17

Select which session you are planning to attend for Summer Housing.

Students staying in Summer Housing are responsible for the payment of the duration of their stay no less than the 3-week minimum (the shortest summer session available).

Dates of Stay

Students may live on campus for the entire summer or for one specific summer session. **Please note that all students are financially responsible for at least a 3-week minimum stay, which is the shortest summer session available.**

Below you'll select the summer session you're attending and your arrival and departure dates. **Your dates should allow enough time to move in and move out around your course schedule.**

Summer Session Dates can be found [here](#) as well as below:

Full Summer Session: Sun. May 10 - Wed. Aug. 12 (housing dates)
3 Week Session: Mon. May 18 - Fri. June 5
1st 8 Week Session: Mon. May 18 - Fri. July 10
2nd 8 Week Session: Mon. June 22 - Thurs. Aug. 15
1st 5 Week Session: Mon. June 8 - Fri. July 10
2nd 5 Week Session: Mon. July 15 - Thurs. Aug. 15

Which session are you attending? **(Required)**

Summer Dates of Stay



STEP 18

Select your Summer Dates of Stay. Be sure to include the correct day you plan to come and the correct day you plan to move out. Helpful dates are above on the same page.


Which session are you attending? (Required)

Summer Dates of Stay


Spring - Summer transition: Select Sunday, May 10 as your start date
Summer - Fall transition: Select Wednesday, August 12 as your end date

Students transitioning directly between housing assignments will remain in university-provided housing during the transition period (dates listed above). Move-in to your new assignment will take place on **Sunday, May 10**, with additional moving instructions shared closer to that date. If you have questions about your move-in timeline, please contact our office.

Expected Arrival (Required)



Expected Departure (Required)



SAVE & CONTINUE




STEP 19


Once you have selected your Dates of Stay, click on Save & Continue

Students transitioning directly between housing assignments will remain in university-provided housing during (listed above). Move-in to your new assignment will take place on **Sunday, May 10**, with additional moving instructions to be provided. If you have questions about your move-in timeline, please contact our office.

Expected Arrival **(Required)**

05/10/2026 01:46 PM 

Expected Departure **(Required)**

08/12/2026 01:46 PM 

SAVE & CONTINUE



STEP 20

Select your Summer Room Preferences

After reading through the information on the page, decide if you'd rather stay in a 2-bedroom apartment or a 4-bedroom apartment.

Information Preferences

✓ ✓ ✓ ✓ ○ ● ● ●

Summer Room Preferences

Village (City Campus) is the residence hall offered for the 2026 Summer semester (Sunday, May 10–Wednesday, August 12). Students may preference a 2-bedroom or 4-bedroom apartment in Village. Roommates will be assigned as no private apartments are available during the summer session.

Summer housing rates for the full term are listed below and will be pro-rated based on your selected dates of stay. If you are not staying for the entire summer, use the daily rate to estimate your total cost. Please remember that all students are financially responsible for a minimum 5-week stay.

Room Type	Full Summer Cost	Aprx. Daily Cost
4-Bedroom	\$3085.00	\$32.82
2 Bedroom	\$3180.00	\$33.83

To select a room preference:
1. Under "Location" select "Village."
2. Under "Preference" select "Village - 2 BDRM or Village - 4 BDRM"

Please add at least 1 preferences. Please select at least 1 unique locations.

[ADD PREFERENCE](#)

Order	Location	Room Preference	Delete
1	---Please Select---		DELETE



STEP 21

Select Your Building

Under "Location" click on the Please Select drop down menu and select The Village.

week stay.

Room Type	Full Summer Cost	Apprx. Daily Cost
4-Bedroom	\$5085.00	\$32.82
2 Bedroom	\$3180.00	\$33.83

To select a room preference:
1. Under "Location" select "Village."
2. Under "Preference" select "Village - 2 BDRM or Village - 4 BDRM"

Please add at least 1 preferences. Please select at least 1 unique locations.

[ADD PREFERENCE](#)

Order	Location	Room Preference	Delete
1	<input type="text" value="--Please Select--"/>	<input type="text"/>	<input type="button" value="DELETE"/>



STEP 22

Select Your Apartment Type

Under "Room Preference" click on the Please Select drop down menu and select either "The Village Apt. Style - 2 BDRM" or "The Village Apt. Style - 4 BDRM".

To select a room preference:
1. Under "Location" select "Village."
2. Under "Preference" select "Village - 2 BDRM or Village - 4 BDRM"

Please add at least 1 preferences. Please select at least 1 unique locations.

ADD PREFERENCE

Order	Location	Room Preference	Delete
1	<input type="text" value="The Village"/>	<input type="text" value="--Please Select--"/>	<input type="button" value="DELETE"/>

The limit for the number of preferences has been reached for location:

SAVE & CONTINUE

N Nebraska Lincoln **BIG**

530 N. 17th Street Lincoln, NE 68588-0622
Housing Office: (402) 472-3561 | (800) 742-8800



STEP 23

Once you have selected your apartment type under "Room Preference", click on Save & Continue



To select a room preference:
1. Under "Location" select "Village."
2. Under "Preference" select "Village - 2 BDRM or Village - 4 BDRM"

Please add at least 1 preferences. Please select at least 1 unique locations.

[ADD PREFERENCE](#)

Order	Location	Room Preference	Delete
1	<input type="text" value="The Village"/>	<input type="text" value="The Village Apt. Style ..."/>	<input type="button" value="DELETE"/>

[SAVE & CONTINUE](#)

  530 N. 17th Street Lincoln, NE 68588-0622
Housing Office: (402) 472-5561 | (800) 742-8800
Family Housing: (402) 472-3753
Email: housing@unl.edu
Website: housing.unl.edu



STEP 24

Review the Housing Contract in full.

Be sure to read through the entire contract so you understand what's included in the contract.

N
HOUSING & DINING
Student Life

UNIVERSITY OF NEBRASKA-LINCOLN
HOUSING CONTRACT

Dear Husker,

We are excited to welcome you to your home-away-from-home for the upcoming term. It is our honor to be part of your educational journey, and we hope your on-campus living experience will provide you with opportunities to grow as a scholar, as a person, and as a Husker!

This document is your Contract for on-campus housing at the University of Nebraska–Lincoln. It is a legally binding agreement between you and the University of Nebraska–Lincoln on behalf of Housing & Dining.

This Contract outlines the expectations and responsibilities for living in University Housing, including eligibility, policies, and procedures that help our communities run smoothly. Our goal is to make your on-




STEP 25


Sign the Housing Contract.

Click "Sign" and complete your signature. Your printed name should auto-fill along with the date and time. If you are under the age of 18, your parent or guardian will also need to sign the contract.

Title: Housing Lease Contract
Revised: 251114



Page 6 of 7

Download 

Print 

UNL Housing Contract.pdf 7 of 8

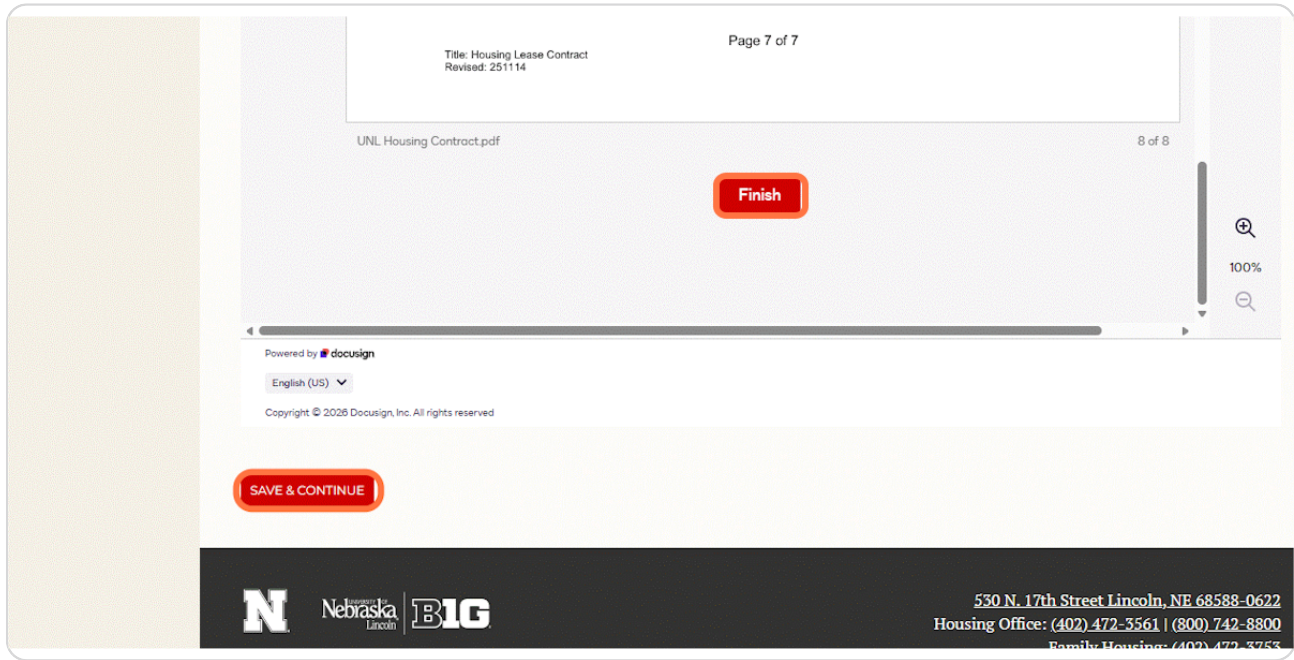
IN WITNESS WHEREOF, the parties have entered into this Contract as of the Effective Date.

<p>Resident</p> <p>Signature:  _____</p> <p>Printed Name:  _____</p> <p>Date: <u>02/23/2026 13:57 CST</u></p>	<p>Parent or Guardian (if Resident is under the age of 18)</p> <p>Signature: _____</p> <p>Printed Name: _____</p> <p>Date: _____</p>
--	---



STEP 26

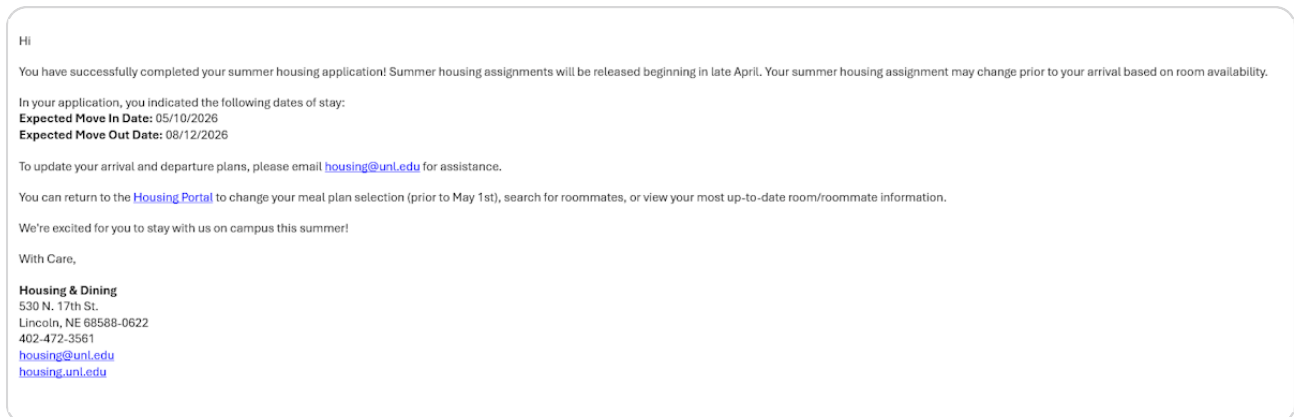
Click "Finish" and then "Save & Continue". You will receive an email that your document has been signed and completed once you click "Finish". If you are under 18, you will receive an email that your document has been signed and completed once your parent or guardian signs.



STEP 27

Application Completion Email

Once you click "Save & Continue" after signing the Housing Contract, you will receive a confirmation email. Please review it carefully to ensure all information is correct.




STEP 28

Next is selecting your summer meal plan.

Progress indicator: 7 steps, with the 7th step (Summer Meal Plans) highlighted in red and the 8th step in blue.

Summer Meal Plans



YOUR MEAL PLAN OPTIONS

Your summer meal plan options are block plans of either 100 meals or 50 meals for the duration of your stay with the corresponding amount of Dining Dollars. Meal plans are optional and can be changed up until your date of arrival.

For more information on our meal plans, visit our [summer housing webpage](#).

Meal Plan	Number of Swipes	Dining Dollars
Summer 100/150	100	\$150



STEP 29



Pick Your Meal Plan

Decide if you want the Summer 100/150, the Summer 50/300, or No Meal Plan. Under the Summer 2026: section, click on "Please Select Meal Plan" for the drop down menu to select your chosen meal plan.

Meal Plan	Number of Swipes	Dining Dollars
Summer 100/150	100	\$150
Summer 50/300	50	\$300

Summer 2026:

SAVE & CONTINUE

 **Nebraska**
Lincoln 

530 N. 17th Street Lincoln, NE 68588-0622
Housing Office: (402) 472-3561 | (800) 742-8800
Family Housing: (402) 472-3753
Email: housing@unl.edu



STEP 30


Click "Save & Continue"

Once you pick the meal plan that's right for you, click "Save & Continue".

Meal Plan	Number of Swipes	Dining Dollars
Summer 100/150	100	\$150
Summer 50/300	50	\$300

Summer 2026:

SAVE & CONTINUE

 **N** UNIVERSITY OF **Nebraska** Lincoln **BIG**

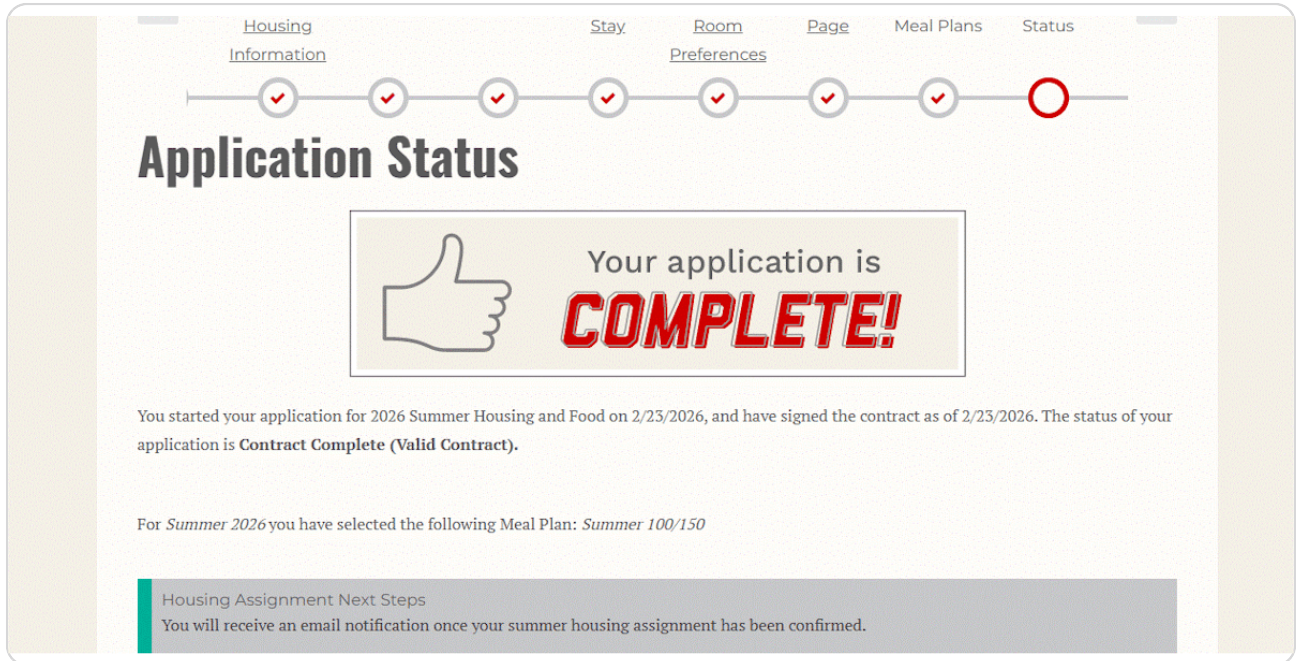
530 N. 17th Street Lincoln, NE 68588-0622
Housing Office: (402) 472-5561 | (800) 742-8800
Family Housing: (402) 472-3753
Email: housing@unl.edu
Website: housing.unl.edu



STEP 31


Application Complete

Congratulations! You've completed the summer housing application by signing the contract and selecting a meal plan. If you don't have a roommate preference, you can stop here. If you do have a roommate preference, please complete the next steps so we can assign you with your friend.



Housing Information Stay Room Preferences Page Meal Plans Status

Application Status

 Your application is **COMPLETE!**

You started your application for 2026 Summer Housing and Food on 2/23/2026, and have signed the contract as of 2/23/2026. The status of your application is **Contract Complete (Valid Contract)**.

For *Summer 2026* you have selected the following Meal Plan: *Summer 100/150*

Housing Assignment Next Steps
You will receive an email notification once your summer housing assignment has been confirmed.



STEP 32

Select Your Next Step



From this drop down menu, you can either form a roommate group, return to the Home page, or change your Meal Plan.

Don't forget to use the Next Steps dropdown below to head to the roommate finder page and lock in your summer roommate plans:
add mp change info and billing stuff

Select Next Step

Please select next step

- Please select next step
- Roommate Groups
- Return Home
- Change your Meal Plan

530 N. 17th Street Lincoln, NE 68588-0622
Housing Office: (402) 472-3561 | (800) 742-8800
Family Housing: (402) 472-3753
Email: housing@unl.edu
Website: housing.unl.edu
Hours of Operation: Monday–Friday, 8 a.m. – 5 p.m. CST

Powered by [StarRez](#) - © 2026 StarRez Inc.



STEP 33

It's time to find a roommate! If you know who you want to live with and they have already created a roommate group, click Join Group. You should be able to get all necessary information from the roommate Group Leader to find and join the group.

Roommate Groups

Welcome to Roommate Finder! This tool offers a customizable way to search for and connect with potential roommates for the summer. If you do not select preferred roommates, the UNL Assignments team will match you with roommates for your stay.

Use the search features in the bottom right corner to view potential roommates. **Only students who have completed a housing application and do not yet have a housing assignment will appear in the search results.**

While there is no deadline to complete the application or request a roommate, we strongly encourage you to finalize any preferred roommate pairings as early as possible. Once summer housing assignments are released in late April, students who receive an assignment will no longer be searchable in the Roommate Finder.

Not In a Group
You are not a member of any roommate groups.

CREATE GROUP

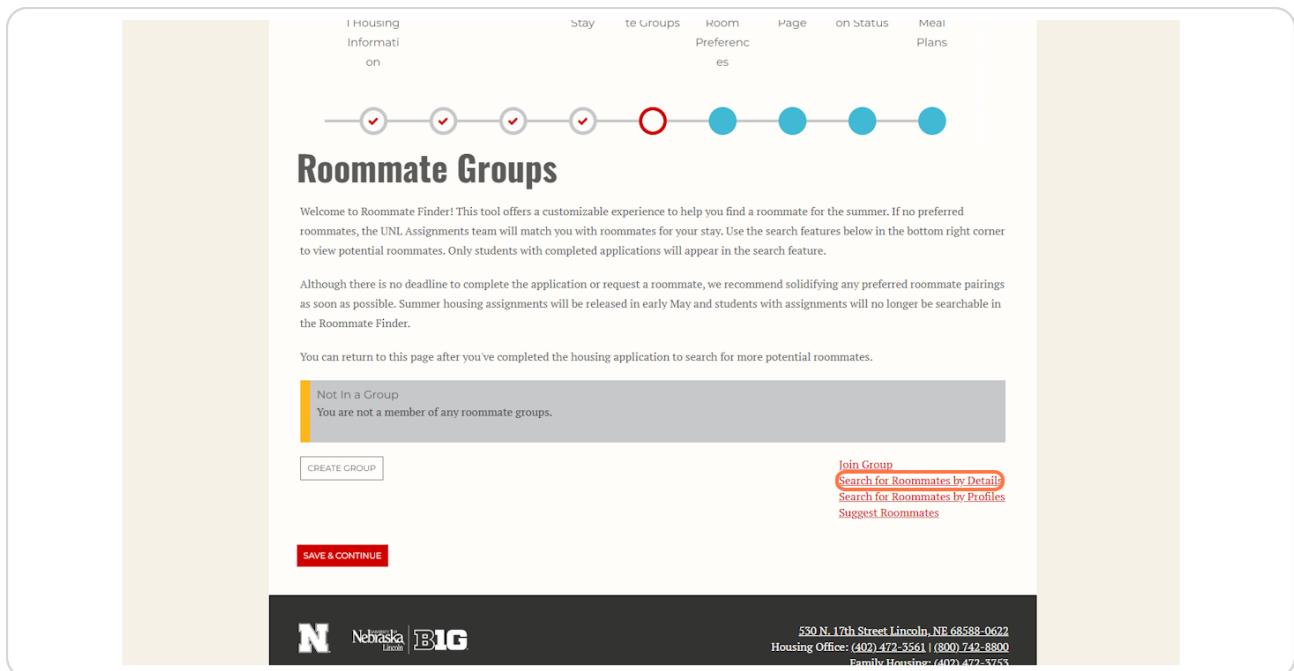
Join Group
[Search for Roommates by Details](#)
[Search for Roommates by Profiles](#)
[Suggest Roommates](#)

SAVE & CONTINUE



STEP 34

To find a roommate that you already know, click on Search for Roommates by Details.



STEP 35

Search for specific roommates by information, such as their name or NUID number.

Screen name is not the student's actual name. It is the username that was automatically generated for the student by the Housing Portal to be used for the roommate finder.

The most accurate way to search for other students you know is to search them by NUID number.

When you have added the information you would like to search by, click Search.

Your search results will appear at the bottom of the page.

The roommate finder will not display the student's name, only the screen name assigned to them for the roommate finder. You may need to ask your friend to log into the housing portal and verify that the screen name is correct.

Clicking View Profile in the search results will allow you to view the student's answers to the roommate matching questionnaire.



The percentage match can be a helpful tool to see compatibility at a glance, but we recommend you view the other student's profile to look at their specific answers to the roommate matching questions and how they line up with your own.

The screenshot shows a navigation menu at the top with items: Additional Housing Information, My Profile, About Me, Dates of Stay, Roommate Groups, Summer Room Preferences, Signature Page, Application Status, and Summer Meal Plans. Below the menu is a progress indicator with 10 circles; the 5th circle is red, indicating the current page. The main heading is "Roommate Search By Details". Below this is a paragraph explaining the search feature: "Utilize this feature to search for potential roommates by profile details. You can search for roommates with similar interests as you by searching for words they may have included in their bio. You can also search for a specific student using their name or NUID." A note follows: "Note that students already in roommate groups will not appear on this search page. You will need to go to the 'Join Group' page to join a specific group." The search form includes fields for "Screen Name:", "About Me Blurb:", "Preferred First Name:" (highlighted with a red border), "Last Name:", and "NUID:". There is a checkbox labeled "Exclude results that cannot be added or joined" which is checked. At the bottom left are "MANAGE GROUP" and "SEARCH" buttons. At the bottom right are links: "Join Group", "Search for Roommates by Profiles", and "Suggest Roommates".

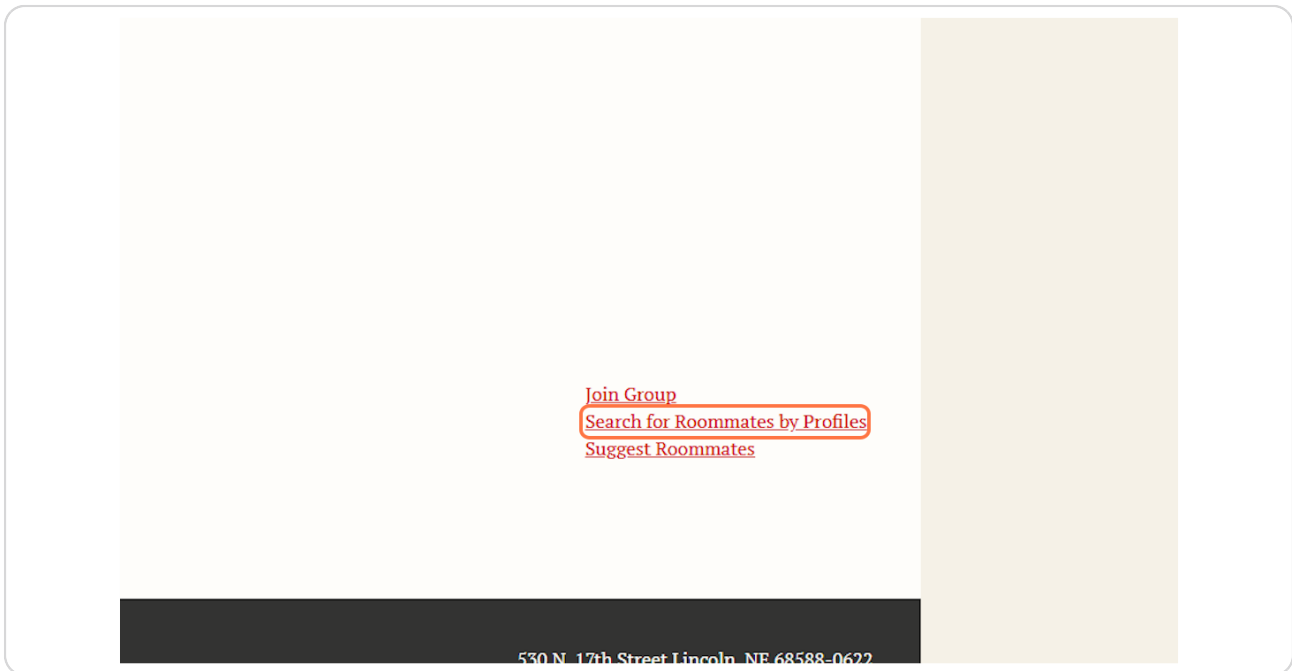


STEP 36

You Can Also Search for Roommates by Profiles

The Search for Roommates by Profiles function will allow you to search for roommates based on specific answers to the roommate matching questions.

For example, if you know that it is very important to you that your room be a private space without many guests, you can search based on the question "You view your room/suite primarily as:" and filter down to students who answered, "A private space to study and relax."



STEP 37

Use the dropdown menus to specify your search criteria.

By default when you arrive on this page, the search will be set to show students with any response to all of the questions. You can use the dropdown menus to specify answers to as many or as few of the questions as you would like. We recommend selecting only one or two options that are very important to you as this can really limit the roommate options you see.

After adding your criteria, Click on Search.

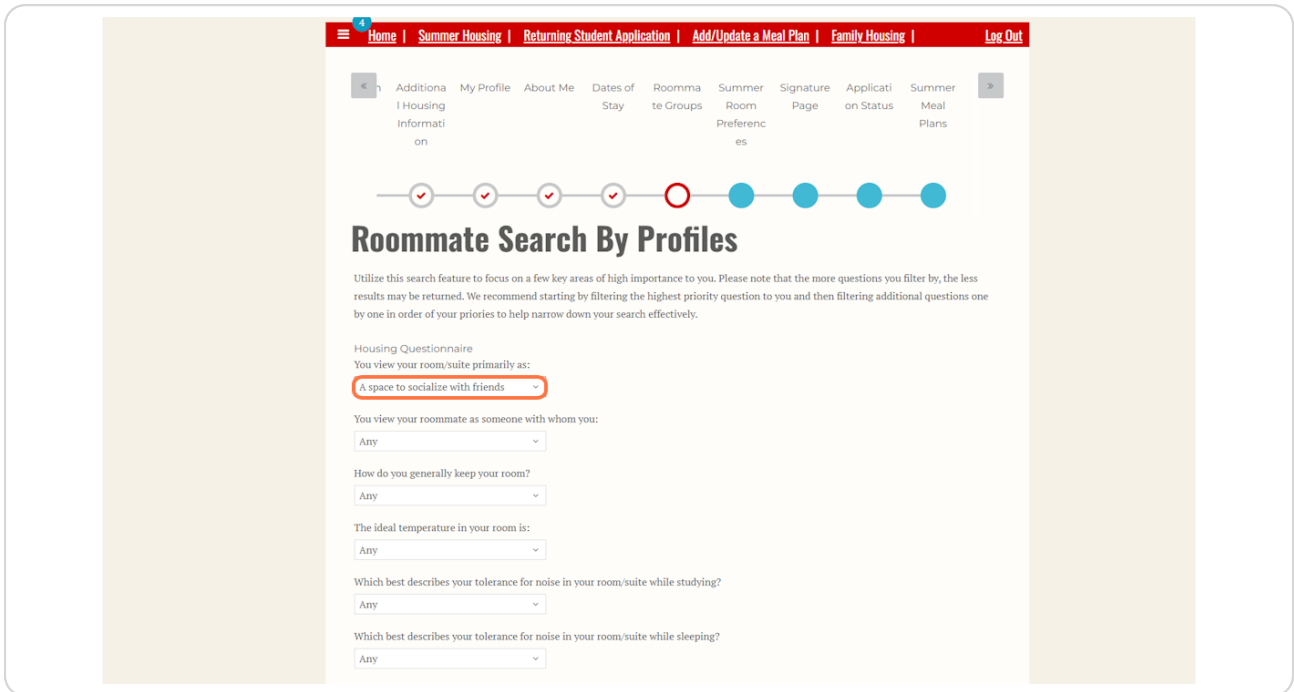
If you are not seeing any matches, that's okay! Just decrease the amount of filters you are using or try searching for a roommate another way. Remember that people may be compatible with you but have slightly different answers that would make them not show up if you are filtering for very specific answers to multiple questions.

Any potential roommates matching your search criteria will be at the bottom of the page.

The roommate finder will not display the student's name, only the screen name assigned to them for the roommate finder.

Clicking View Profile in the search results will allow you to view the student's answers to the roommate matching questionnaire.

The percentage match can be a helpful tool to see compatibility at a glance, but we recommend you view the other student's profile to look at their specific answers to the roommate matching questions and how they line up with your own.

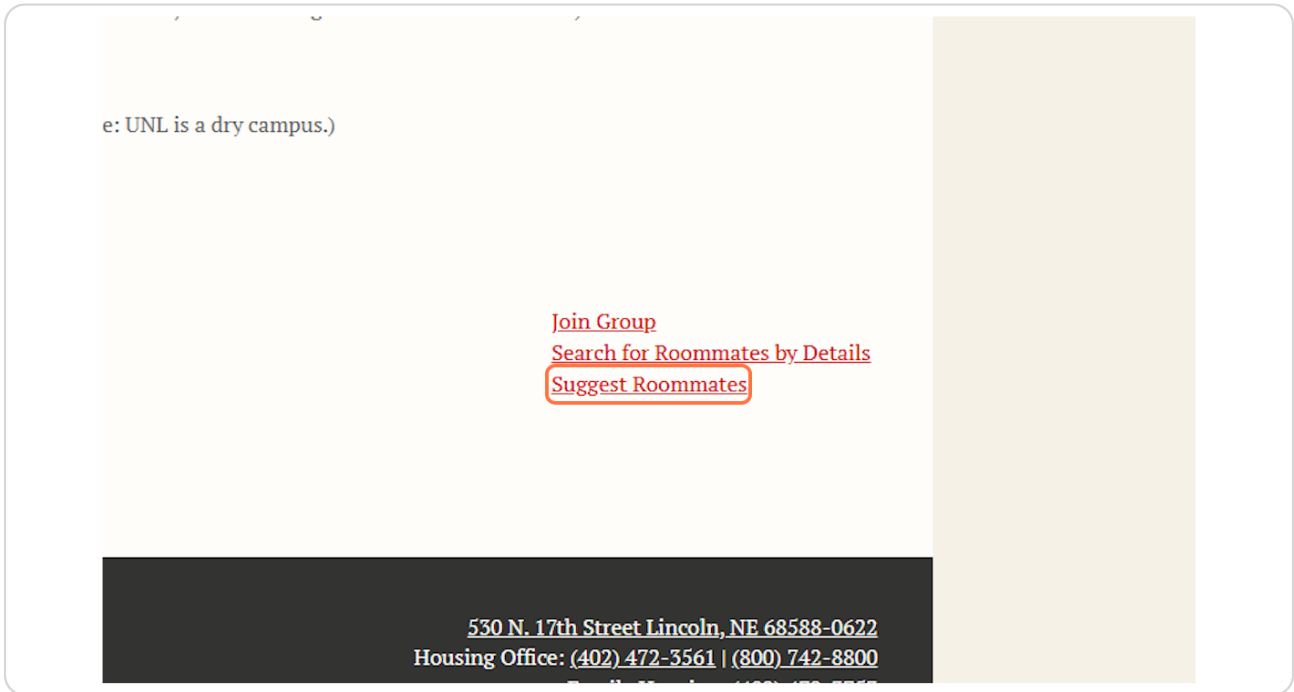


The screenshot shows a web application interface for finding roommates. At the top, there is a navigation bar with links: Home, Summer Housing, Returning Student Application, Add/Update a Meal Plan, Family Housing, and Log Out. Below this is a breadcrumb trail: Home > Additional Housing Information > My Profile > About Me > Dates of Stay > Roommate Groups > Summer Room Preferences > Signature Page > Application Status > Summer Meal Plans. A progress indicator shows 10 steps, with the 5th step, 'Roommate Groups', highlighted in red. The main heading is 'Roommate Search By Profiles'. Below the heading is a paragraph explaining the search feature: 'Utilize this search feature to focus on a few key areas of high importance to you. Please note that the more questions you filter by, the less results may be returned. We recommend starting by filtering the highest priority question to you and then filtering additional questions one by one in order of your priorities to help narrow down your search effectively.' The 'Housing Questionnaire' section includes several dropdown menus: 'You view your room/suite primarily as:' (selected: 'A space to socialize with friends'), 'You view your roommate as someone with whom you:' (selected: 'Any'), 'How do you generally keep your room?' (selected: 'Any'), 'The ideal temperature in your room is:' (selected: 'Any'), 'Which best describes your tolerance for noise in your room/suite while studying?' (selected: 'Any'), and 'Which best describes your tolerance for noise in your room/suite while sleeping?' (selected: 'Any').



STEP 38

Another option for finding potential roommates is the Suggest Roommates function. Clicking on this will show you some roommates who could be a good match for you based on the percentage match of your answers from the roommate matching questionnaire in the application.



The screenshot shows a web interface with a white background and a light beige sidebar on the right. In the top left, there is a partial sentence: "e: UNL is a dry campus.)". In the center, there are three red text links: "Join Group", "Search for Roommates by Details", and "Suggest Roommates". The "Suggest Roommates" link is highlighted with a red rectangular border. At the bottom, a black footer bar contains the text: "530 N. 17th Street Lincoln, NE 68588-0622" and "Housing Office: (402) 472-3561 | (800) 742-8800".



STEP 39

Review Potential Matches

When looking at potential roommates in the roommate finder, there are a few things to keep in mind.

The roommate finder will not display the student's name, only the screen name assigned to them for the roommate finder.

Clicking View Profile in the search results will allow you to view the student's answers to the roommate matching questionnaire.

The percentage match can be a helpful tool to see compatibility at a glance, but we recommend you view the other student's profile to look at their specific answers to the roommate matching questions and how they line up with your own.

The screenshot shows a user interface for finding roommates. At the top, there is a progress bar with four steps: 'Information', 'Preferences', 'Plans', and an unlabeled step. The 'Information' step is completed (checkmark), 'Preferences' is the current step (red circle), and 'Plans' and the unlabeled step are pending (blue circles). Below the progress bar is a section titled 'Suggested Roommates'. A sub-header explains: 'This page displays a variety of potential roommates that may be a good fit for you based on how each of you answered your Housing Questionnaire. You can view each person's profile, message them, or request they join your group.' There is a 'MANAGE GROUP' button on the left and links for 'Join Group', 'Search for Roommates by Details', and 'Search for Roommates by Profiles' on the right. Three potential roommate profiles are listed, each with a circular match percentage indicator and a set of action buttons.

Age	Classification	Gender	Description	Match Percentage	Action Buttons
20	Continuing Undergraduate	Female		64% Match	ADD TO GROUP, SEND MESSAGE, VIEW PROFILE
18	Continuing Undergraduate	Female		61% Match	ADD TO GROUP, SEND MESSAGE, VIEW PROFILE
21	Continuing Undergraduate				ADD TO GROUP, SEND MESSAGE, VIEW PROFILE



STEP 40

After verifying that you have found the roommate you want, click on Add to Group.

Clicking Add to Group will send the other student a notification that they can join your roommate group.

The other student must log into the Housing Portal to accept the request in order for you to successfully create a roommate group.

Suggested Roommates

This page displays a variety of potential roommates that may be a good fit for you based on how each of you answered your Housing Questionnaire. You can view each person's profile, message them, or request they join your group.

[MANAGE GROUP](#)

[Join Group](#)
[Search for Roommates by Details](#)
[Search for Roommates by Profiles](#)

 Age: 20 Classification: Continuing Undergraduate Gender: Female Description:	68% Match	ADD TO GROUP SEND MESSAGE VIEW PROFILE
 Age: 18 Classification: Continuing Undergraduate Gender: Female Description:	61% Match	ADD TO GROUP SEND MESSAGE VIEW PROFILE



STEP 41

If you do not want to select a roommate for the summer, you do not have to. The Housing Assignments team will place you with a roommate based on available space and good roommate match.

To skip this section, simply close out of the application or choose a different option on the Application Status page. You can always access the Application Status page by going back into your Summer Housing application.

The screenshot shows a web application interface with a light beige background. At the top, a grey banner contains the text: "Summer housing assignments may change prior to your designated move-in day. Continue to check the Housing Portal for updates." Below this, another grey banner features the heading "Roommate Finder" and the text: "Don't forget to use the Next Steps dropdown below to head to the Roommate Finder page and lock in your summer roommate plans!" followed by "add mp change info and billing stuff". A "Select Next Step" dropdown menu is open, showing options: "Please select next step" (highlighted), "Roommate Groups", "Return Home", and "Change your Meal Plan". The bottom of the page has a dark grey footer with the UNL logo (a large red "N" with "Nebraska Lincoln" and "BIG" text) on the left and contact information on the right: "530 N. 17th Street Lincoln, NE 68588-0622", "Housing Office: (402) 472-3561 | (800) 742-8800", "Family Housing: (402) 472-3753", "Email: housing@unl.edu", "Website: housing.unl.edu", and "Hours of Operation: Monday-Friday, 8 a.m. - 5 p.m. CST".

